

SERVOKON SYSTEM LIMITED
REGD. OFF : C-13, RADHU PALACE ROAD, LAXMI NAGAR,
DELHI – 110092

NOTICE

NOTICE is hereby given that 24th Annual General Meeting of the members of SERVOKON SYSTEM LIMITED be held on Monday, the 30th September, 2019 at 9.30 a.m. at Registered Office of the Company at C-13, Radhu Palace, Laxmi Nagar, Delhi – 110092.

ORDINARY BUSINESS

1. To receive, consider, approve and adopt the Audited Balance Sheet, Profit & loss Account for the year ended 31st day of March, 2019 and also to consider the Report of Auditors and Directors thereon.
2. To appoint Auditors and to fixup their remuneration.

Place : New Delhi
Dated : 5th Sep., 2019

By order of the Board


Sd/-
KAMRUDDIN
(DIRECTOR)

ENCL :

Copy of Audited Accounts for the year ended 31st day of March, 2019 along with all enclosures, and proxy form

NOTE :

1. A Member entitled to attend and vote at the meeting is entitled to appoint proxy/ies to attend and vote at the meeting and proxy need not be a member.
2. Proxy Form in order to be effective must be deposited with the Company atleast 48 hours before the commencement of meeting.

SERVOKON SYSTEM LIMITED
REGD. OFF : C-13, RADHU PALACE ROAD, LAXMI NAGAR,
DELHI – 110092

DIRECTORS' REPORT

To,
The Members,

Your Directors have pleasure in presenting the 24th Annual Report together with the audited accounts for the year ended 31st March, 2019.

WORKING OF THE COMPANY

During the year the company achieve a turnover of Rs. 51,51,50,483.05 in comparison of Rs. 39,61,58,184.81 during the last previous year. The company earns a net profit of Rs. 1,07,95,885.38 after providing depreciation of Rs. 3,30,8596.00 and tax Rs.27,42,605.00. The Directors are trying to further improve the working of the company.

DIVIDEND

No dividend has been declared during the year.

DIRECTORS

There are no change in the Directorship during the period.

AUDITORS

M/s Neeraj Satish & Associates., Chartered Accountants, the existing auditors, retire at the ensuing Annual General Meeting, but being eligible offer themselves for re-appointment.

AUDITORS REPORT

The observations made by the Auditors in their report are adequately explained in the Notes to the Accounts and Significant Accounting Policies and need no further clarification/explanation by the Board.

AUDITORS :

M/s Neeraj Satish & Associates, Chartered Accountants, Delhi retires in this Annual General Meeting and being eligible offers themselves for re-appointment. It is proposed to re-appoint them in the ensuing Annual General Meeting and to fix their remuneration.

CORPORATE SOCIAL RESPONSIBILITY(CSR)

The details of Corporate social responsibility activities have been attached in the format specified in the annexure of Rule 9 of Companies (Corporate Social Responsibility Policy) Rules,2014

SERVOKON SYSTEM LIMITED
REGD. OFF : C-13, RADHU PALACE ROAD, LAXMI NAGAR,
DELHI – 110092

DIRECTORS

A) Changes in Directors and Key Managerial Persons:-

There is no change in Directors and Key Managerial Persons by way of Appointment, Re-designation, Resignation, Death, Disqualification and Variations made or Withdrawn, etc., of the company during the financial year.

B) Declaration by an Independent Director(s) and reappointment, if any:-

Not Applicable

LOANS, GUARANTEES OR INVESTMENTS UNDER SECTION 186

During the year under review, the Company has not advanced any loans/ given guarantees/ made investments.

CONTRACTS OR ARRANGEMENTS WITH RELATED PARTIES

Not Applicable.

MANAGERIAL REMUNERATION

None of the employee has received remuneration exceeding the limit as stated in rule 5(2) of the Companies (Appointment and Remuneration of Managerial Personnel) Rules, 2014.

RISK MANAGEMENT POLICY

A statement has been annexed with the report indicating development and implementation of a risk management policy for the company including identification therein of elements of risk, which in the opinion of the Board may threaten the existence of the company.

INFORMATION ENERGY CONSERVATION, TECHNOLOGY ABSORPTION, FOREIGN EXCHANGE EARNING AND OUTGO :

In view of the nature of activities which are being carried out by the Company, rules 2(A) & 2(B) of Companies (Disclosure of Particulars in Report of Board of Directors) Rules 1998, concerning conservation of Energy and Technology Absorption respectively are not application to the Company.

DIRECTORS RESPONSIBILITY STATEMENT :

Pursuant to Section 134(3)(c) of the Companies Act, 2013, your directors confirm that:

- (i) In the preparation of the accounts for the financial year ended 31 March 2019, the applicable Accounting standards have been followed along with proper explanations relating to material departures;

SERVOKON SYSTEM LIMITED
REGD. OFF : C-13, RADHU PALACE ROAD, LAXMI NAGAR,
DELHI – 110092


- (ii) The directors have selected such accounting policies and applied them consistently and make judgments and estimates that are reasonable and prudent so as to give true and fair view of the state of affairs of the company at the end of the said financial year and of the profit and loss of the company for the said financial year;
- (iii) The directors have taken proper and sufficient care for the maintenance of adequate accounting records in accordance with the provisions of Companies Act, 2013 for safeguarding the assets of the company and for preventing and detecting fraud and other irregularities;
- (iv) The directors have prepared the accounts for the year ended 31 March 2019 on a 'going concern' basis.
- (v) The directors have devised proper systems to ensure compliance with the provisions of all applicable laws and that such systems were adequate and operating effectively.

ACKNOWLEDGEMENT :

The Board acknowledgment with gratitude the co-operation and assistance given to the Company by the persons who has related to the Company directly or indirectly.

Place : Delhi
Dated : 5th Sep., 2019

for and on behalf of the Board
for **SERVOKON SYSTEM LIMITED**


Sd/-
KAMRUDDIN
DIRECTOR


Sd/-
ZAKIR HUSAIN
DIRECTOR



Neeraj Satish & Associates

CHARTERED ACCOUNTANTS

Flat No. D-3, Plot No.62, Sec.-5, Rajinder Nagar, Sahibabad,
Ghaziabad (U.P.) - 201005
Telephone No. : +91 120-4313724, Mobile : 9891048194
E-mail : neeraj_satish@yahoo.co.in • neerajsatish2009@gmail.com

Independent Auditors' Report

TO THE MEMBERS OF SERVOKON SYSTEM LIMITED

REPORT ON THE FINANCIAL STATEMENTS

We have audited the accompanying financial statements of **SERVOKON SYSTEM LIMITED, C-13, RADHU PALACE ROAD, LAXMI NAGAR, DELHI - 110092**, which comprise the Balance Sheet as at March 31, 2019, and the Statement of Profit and Loss for the year ended, and a summary of significant accounting policies and other explanatory information.

MANAGEMENT'S RESPONSIBILITY FOR THE FINANCIAL STATEMENTS

The Company's Board of Directors is responsible for the matters stated in Section 134(5) of the Companies Act, 2013 ("the Act") with respect to the preparation of these financial statements that give a true and fair view of the financial position and financial performance of the Company in accordance with the accounting principles generally accepted in India, including the Accounting Standards specified under Section 133 of the Act, read with Rule 7 of the Companies (Accounts) Rules, 2014. This responsibility also includes maintenance of adequate accounting records in accordance with the provisions of the Act for safeguarding of the assets of the Company and for preventing and detecting frauds and other irregularities; selection and application of appropriate accounting policies; making judgments and estimates that are reasonable and prudent; and design, implementation and maintenance of adequate internal financial controls, that were operating effectively for ensuring the accuracy and completeness of the accounting records, relevant to the preparation and presentation of the financial statements that give a true and fair view and are free from material misstatement, whether due to fraud or error.

AUDITORS' RESPONSIBILITY

Our responsibility is to express an opinion on these financial statements based on our audit. We conducted our audit in accordance with the Standards on Auditing issued by the Institute of Chartered Accountants of India. Those Standards require that we comply with ethical requirements and plan and perform the audit to obtain reasonable assurance about whether the financial statements are free from material misstatement.





Neeraj Satish & Associates

CHARTERED ACCOUNTANTS

Flat No. D-3, Plot No.62, Sec.-5, Rajinder Nagar, Sahibabad,
Ghaziabad (U.P.) - 201005
Telephone No. : +91 120-4313724, Mobile : 9891048194
E-mail : neeraj_satish@yahoo.co.in • neerajsatish2009@gmail.com

An audit involves performing procedures to obtain audit evidence about the amounts and disclosures in the financial statements. The procedures selected depend on the auditor's judgment, including the assessment of the risks of material misstatement of the financial statements, whether due to fraud or error. In making those risk assessments, the auditor considers internal control relevant to the Company's preparation and fair presentation of the financial statements in order to design audit procedures that are appropriate in the circumstances, but not for the purpose of expressing an opinion on the effectiveness of the Company's internal control. An audit also includes evaluating the appropriateness of accounting policies used and the reasonableness of the accounting estimates made by management, as well as evaluating the overall presentation of the financial statements. We believe that the audit evidence we have obtained is sufficient and appropriate to provide a basis for our audit opinion.

OPINION

In our opinion and to the best of our information and according to the explanations given to us, the aforesaid financial statements give the information required by the Act in the manner so required and give a true and fair view in conformity with the accounting principles generally accepted in India:

- (a) In the case of the Balance Sheet, of the state of affairs of the Company as at March 31, 2019;
- (b) In the case of the Statement of Profit and Loss, of the profit of the Company for the year ended on that date; and

REPORT ON OTHER LEGAL AND REGULATORY REQUIREMENTS

This report doesn't include a statement on the matters specified in paragraph 3 and 4 of the Companies (Auditor's Report) Order, 2015, issued by the department of company affairs, in terms of sub section 11 of section 143 of the companies Act, 2013 since in Our opinion and according to the information and explanation given to us, the said order is not applicable to the company.

As required by Section 143 (3) of the Act, we report that:

- (a) We have sought and obtained all the information and explanations which to the best of our knowledge and belief were necessary for the purposes of our audit.





Neeraj Satish & Associates

CHARTERED ACCOUNTANTS


Flat No. D-3, Plot No.62, Sec.-5, Rajinder Nagar, Sahibabad,
Ghaziabad (U.P.) - 201005
Telephone No. : +91 120-4313724, Mobile : 9891048194
E-mail : neeraj_satish@yahoo.co.in • neerajsatish2009@gmail.com

- (b) In our opinion, proper books of account as required by law have been kept by the Company so far as it appears from our examination of those books.
- (c) The Balance Sheet, the Statement of Profit and Loss. and dealt with by this Report are in agreement with the books of account.
- (d) In our opinion, the aforesaid financial statements comply with the Accounting Standards specified under Section 133 of the Act, read with Rule 7 of the Companies (Accounts) Rules, 2014.
- (e) On the basis of the written representations received from the directors as on **31/03/2019** taken on record by the Board of Directors, none of the directors is disqualified as **31/03/2019** from being appointed as a director in terms of Section 164 (2) of the Act.
- (f) With respect to the other matters to be included in the Auditor's Report in accordance with Rule 11 of the Companies (Audit and Auditors) Rules, 2014, in our opinion and to the best of our information and according to the explanations given to us:
- The Company has disclosed the impact of pending litigations on its financial position in its financial statements.
 - The Company has made provision, as required under the applicable law or accounting standards, for material foreseeable losses, if any, on long-term contracts including derivative contracts.
 - There has been no delay in transferring amounts, required to be transferred, to the Investor Education and Protection Fund by the Company.

DATE : 5th Sep., 2019
PLACE : GHAZIABAD

FOR NEERAJ SATISH & ASSOCIATES
CHARTERED ACCOUNTANTS
FRN NO. : 016028N


NEERAJ GOYAL
(PARTNER)
M.NO. 078746



SERVOKON SYSTEMS LTD.
C-13, RADHU PALACE ROAD, LAXMI NAGAR, DELHI - 110092

BALANCE SHEET as at 31st March 2019


| Particulars | Note No | Figures as at the end of current reporting period (i.e. 31.03.2019) | Figures as at the end of previous reporting period (i.e. 31.03.2018) |
|---|---------|--|---|
| I. EQUITY AND LIABILITIES | | | |
| (1) Shareholder's Funds | | | |
| (a) Share Capital | 1 | 6,317,000.00 | 6,317,000.00 |
| (b) Reserves and Surplus | 2 | 38,934,015.80 | 30,880,735.42 |
| (c) Money received against share warrants | | | |
| (3) Non-Current Liabilities | | | |
| (a) Long-term borrowings | 3 | 900,000.00 | 900,000.00 |
| (b) Deferred tax liabilities (Net) | | 2,408,311.00 | 2,110,486.00 |
| (c) Other Long term liabilities | | - | - |
| (d) Long term provisions | | - | - |
| (4) Current Liabilities | | | |
| (a) Short-term borrowings | 4 | 182,595,861.83 | 121,498,248.20 |
| (b) Trade payables | 5 | 176,747,118.27 | 137,389,126.24 |
| (c) Other current liabilities | 6 | 23,008,543.05 | 18,763,367.15 |
| (d) Short-term provisions | | - | - |
| Total | | <u>430,910,849.95</u> | <u>317,858,963.01</u> |
| II. Assets | | | |
| (1) Non-current assets | | | |
| (a) Fixed assets | | | |
| (i) Tangible assets | 7 | 53,712,922.60 | 44,109,288.02 |
| (ii) Intangible assets | | - | - |
| (iii) Capital work-in-progress | | - | - |
| (iv) Intangible assets under development | | - | - |
| (b) Non-Current Investments | | - | - |
| (c) Deferred tax assets (net) | | - | - |
| (d) Long term loans and advances | | 10,474,683.97 | 20,949,367.94 |
| (e) Other non-current assets | | - | - |
| (2) Current assets | | | |
| (a) Current investments | | 41,400.00 | 41,400.00 |
| (b) Inventories | | 156,709,934.87 | 71,151,993.81 |
| (c) Trade receivables | 8 | 144,384,817.05 | 143,895,884.39 |
| (d) Cash and cash equivalents | 9 | 24,408,446.47 | 6,284,122.68 |
| (e) Short-term loans and advances | | - | - |
| (f) Other current assets | 10 | 41,178,644.99 | 31,426,906.17 |
| Total | | <u>430,910,849.95</u> | <u>317,858,963.01</u> |

As per our report of even date attached

For NEERAJ SATISH AND ASSOCIATES
CHARTERED ACCOUNTANTS

NEERAJ GOYAL
 (Partner)

Place : Ghaziabad
 Date : 5th Sep. 2019



FOR SERVOKON SYSTEMS LTD.


DIRECTOR

DIRECTOR

SERVOKON SYSTEMS LTD.
NOTES FORMING PART OF FINANCIAL STATEMENTS

| | AMOUNT AS AT 31.03.2019 (Rs.) | AMOUNT AS AT 31.03.2018 (Rs.) |
|---|-------------------------------------|-------------------------------------|
| NOTE 1 | | |
| SHARE CAPITAL | | |
| Authorized 10,00,000 Equity Shares of Rs. 10/- each. | 10,000,000.00 | 10,000,000.00 |
| Issued, Subscribed & Paid-up (630700 Equity Shares of Rs.10/- each fully paid up) | 6,317,000.00 | 6,317,000.00 |
| | <u>6,317,000.00</u> | <u>6,317,000.00</u> |
| NOTE 2 | | |
| RESERVE AND SURPLUS | | |
| General Reserves | 30,880,735.42 | 23,611,272.84 |
| Opening Balance | 8,053,280.38 | 7,269,462.58 |
| Profit/(Loss) as per Profit & Loss Account during the year | - | - |
| Adjusted with Fixed Asset | - | - |
| | <u>38,934,015.80</u> | <u>30,880,735.42</u> |
| NOTE 3 | | |
| LONG TERM BORROWINGS | | |
| Munni Begum | 400,000.00 | 400,000.00 |
| Salim, Aram Park | 500,000.00 | 500,000.00 |
| Fatima Begum | - | - |
| Kamruddin | - | - |
| | <u>900,000.00</u> | <u>900,000.00</u> |
| NOTE 4 | | |
| SHORT TERM BORROWINGS | | |
| Deutsche Bank Loan | 55,598,094.03 | 57,000,000.00 |
| Deutsche Bank (Overdraft A/c) | 48,747,143.28 | - |
| Vijaya Bank (Overdraft A/c) | 702,668.04 | 91,482.79 |
| Vijaya Bank, Ghaziabad (Overdraft A/c) | 336,835.34 | 1,862,540.35 |
| Yrs Bank Ltd. | 28,013,629.25 | 25,595,936.08 |
| Kotak Mahindra Bank (Overdraft A/c) | 16,649,158.03 | 19,682,890.03 |
| ICICI Bank Ltd. (Car Loan) | 786,566.60 | 1,444,950.20 |
| HDFC Bank Ltd. (Term Loan) | 8,723,220.93 | 9,417,445.83 |
| HDFC Vehicle Loan | 27,539.06 | 181,300.12 |
| ICICI Bank Ltd. (Car Loan) | 796,800.50 | 1,331,750.80 |
| Standard Chartered Bank Loan | - | 4,889,952.00 |
| IDFC First Bank | 21,034,135.00 | - |
| HDFC Bank Ltd. (Swift Loan) | 422,260.91 | - |
| HDFC Bank Ltd. (Eicher Loan) | 757,810.86 | - |
| | <u>182,595,861.83</u> | <u>121,498,248.20</u> |
| NOTE 5 | | |
| TRADE PAYABLE | | |
| Sundry Creditors (List - C) | 176,747,118.27 | 137,389,126.24 |
| | <u>176,747,118.27</u> | <u>137,389,126.24</u> |
| NOTE 6 | | |
| OTHER CURRENT LIABILITIES | | |
| Delhi | 100,000.00 | 110,000.00 |
| Audit Fees Payable | - | 213,514.00 |
| Electricity Expenses Payable | 13,737.00 | 60,686.00 |
| ESI Payable | 155,203.00 | 388,987.00 |
| PF Payable | 648,232.00 | 2,018,803.50 |
| Salary & Wages Payable | 88,293.00 | 434,489.00 |
| TDS Payable | 10,824.00 | 66,586.00 |
| Telephone Expenses Payable | 2,444,780.00 | 1,988,703.00 |
| Provision For Tax | 3,846,286.00 | 3,583,614.00 |
| Gratuaty Payable | - | 163,744.00 |
| Fatima Begum | - | 11,583.00 |
| Prepaid AMC | - | - |

(Signature)



(Signature)

SERVOKON SYSTEMS LTD.
NOTES FORMING PART OF FINANCIAL STATEMENTS

| | AMOUNT AS AT 31.03.2019 (Rs.) | AMOUNT AS AT 31.03.2018 (Rs.) |
|----------------------------------|-------------------------------------|-------------------------------------|
| Advance From Customers (List -B) | 126,240.00 | 97,355.00 |
| Ghaziabad | | |
| Advance to Employees | 150,000.00✓ | - |
| ESI Payable | 73,703.00✓ | - |
| Electricity Expenses Payable | 136,123.00✓ | - |
| PF Payable | 344,506.00✓ | - |
| Salary & Wages Payable | 2,644,434.00✓ | - |
| TDS Payable | 588,458.06✓ | 9,625,302.65 |
| Advance From Customers (List -B) | <u>11,637,723.99✓</u> | <u>9,625,302.65</u> |
| | <u>23,008,543.05</u> | <u>18,763,367.15</u> |

NOTE 8

TRADE RECEIVABLES

| | | |
|---------------------------------|------------------------------|------------------------------|
| -exceeding six months(List - A) | 54,984,573.91 | 37,672,077.84 |
| -other (List - A) | 89,400,243.14 | 106,223,806.55 |
| | <u>144,384,817.05</u> | <u>143,895,884.39</u> |

NOTE 9

CASH AND CASH EQUIVALENTS

| | | |
|---|-----------------------------|----------------------------|
| -Balance with Banks | 315,686.63✓ | 226,677.35 |
| HDFC Bank | 11,474.48✓ | 250,352.42 |
| ICICI Bank | 527,319.00✓ | - |
| Kotak Mahindra Bank | 21,634,548.61✓ | 1,727,920.24 |
| Yes Bank Ltd. (A/c No. 046663400000043) | 523,622.78✓ | 2,384,919.96 |
| Yes Bank Ltd. | 1,395,794.97 | 1,694,252.71 |
| Cash In Hand | <u>24,408,446.47</u> | <u>6,284,122.68</u> |

NOTE 10

OTHER CURRENT ASSETS

| | | |
|--------------------------------------|---------------|---------------|
| -Unsecured and Considered Good | 1,400,000.00✓ | 1,400,000.00 |
| Advance Excise Duty | 1,173,986.14✓ | 759,943.74 |
| IGST Receivable | 467,216.00✓ | - |
| CGST PLA Receivable | 467,216.00✓ | - |
| SGST PLA Receivable | 580,852.00✓ | 580,852.00 |
| Advance for DSIDC Land | 40,000.00✓ | - |
| Mohd Yunus (ghz) | 40,000.00✓ | - |
| Vaibhav | 1,500,000.00 | 1,100,000.00 |
| Advance Income Tax | 535,822.20✓ | 437,086.80 |
| Earnest Money Deposit | 99,380.00✓ | 99,380.00 |
| Earnest Money Deposit (Ghz) | - | 3,722,603.90 |
| Fatima Begum | 8,754,070.00✓ | 10,428,000.00 |
| FDR with Vijaya Bank | 2,480,738.00✓ | - |
| FDR with Vijaya Bank (ghz) | 10,170.00✓ | 10,170.00 |
| Income Tax Refund (A,Y,2015-16) | 2,897,425.00✓ | - |
| Advance for New Land | - | 3,500,931.86 |
| Zakir Hussain | - | 30,497.00 |
| Prepaid Insurance | 100,336.00✓ | 100,336.00 |
| Security Deposit | 25,000.00✓ | 25,000.00 |
| Security with Sales tax | 90,000.00✓ | 90,000.00 |
| Security With High Court | 250,000.00✓ | 250,000.00 |
| Security with Excise Exemption (Ghz) | 833,050.00✓ | 833,050.00 |
| Sales Tax Demand (Ghz) | 491,275.00✓ | 617,855.00 |
| TDS Receivable | 321,765.00 | 373,721.00 |
| TDS Receivable (ghz) | 1,281.00✓ | - |
| Fida Hussain | 1,078,006.96✓ | - |
| Goods in Transit | - | 11,400.00 |
| Anil Kushwaha | 76,292.00✓ | - |
| Kapil Panth | 6,495.00✓ | - |
| Manish Kashyap | 6,860.00✓ | - |
| Manish Valmiki | 78,505.00✓ | - |
| Nikhil Gangawar | 873.00✓ | - |
| Paramjeet Mehra | - | - |



Handwritten signature and initials.

SERVOKON SYSTEMS LTD.
NOTES FORMING PART OF FINANCIAL STATEMENTS

| | AMOUNT AS AT 31.03.2019 (Rs.) | AMOUNT AS AT 31.03.2018 (Rs.) |
|--------------------------------|-------------------------------------|-------------------------------------|
| Sanjay Jaiswal | 10,043.00✓ | |
| Saurabh Sharma | 6,928.00✓ | |
| Varun Bansal | 98,446.00✓ | |
| Kamruddin | - | 2,981,536.92 |
| Mohd. Naeem | 13,500.00✓ | - |
| Manzoor Alam | 12,376.00✓ | - |
| M.Ikram & Co. | 150,000.00✓ | 200,000.00 |
| GST Receivable (Ghaziabad) | - | 958,838.01 |
| Asif Khan | - | 666,866.46 |
| Indus Poer Corp. | 257,616.00✓ | 257,616.00 |
| J.S.Trading Co. | - | 95,500.00 |
| Keywords India.com | - | 109,400.00 |
| Power Silicon India | - | 417,534.00 |
| Pradeep Kumar Tripathi | 259,210.00✓ | 122,020.00 |
| Ankush Sharma | 12,407.00✓ | - |
| Sai Technologies | - | 362,576.00 |
| Imprest a/c | 15,677,705.48 | 536,368.48 |
| Advance to Parties (List - D) | - | 347,823.00 |
| Advance to Party (ghz)(List-D) | 873,799.21 | - |
| | <u>41,178,644.99</u> | <u>31,426,906.17</u> |

NOTE 9

MISC. EXPENDITURE

Deferred Advertisement Expenses
Less : Amortised

| | |
|----------------------|----------------------|
| 20,949,367.94 | 31,424,050.94 |
| 10,474,683.97 | 10,474,683.00 |
| <u>10,474,683.97</u> | <u>20,949,367.94</u> |



FOR SERVOKON SYSTEMS LTD.

DIRECTOR

DIRECTOR

PROFIT AND LOSS STATEMENT FOR THE YEAR ENDED 31st March, 2019


| Particulars | Note No | Figures as at the end of current reporting period (i.e. 31.03.2019) | Figures as at the end of previous reporting period (i.e. 31.03.2018) |
|---|---------|---|--|
| I. Revenue from operations | 11 | 508,544,137.92 | 389,392,098.86 |
| II. Other Income | 12 | 6,606,345.13 | 6,766,085.95 |
| III. Total Revenue (I + II) | | 515,150,483.05 | 396,158,184.81 |
| IV. Expenses: | | | |
| Cost of Materials Consumed | | 378,427,003.56 | 327,896,353.32 |
| Purchase of Stock-in-Trade | | - | - |
| Changes in inventories of finished goods, work-in-progress and Stock-in-Trade | | - | - |
| Employee benefit expense | 13 | 38,313,569.67 | 21,477,825.28 |
| Financial costs | 14 | 13,020,014.50 | 10,094,136.35 |
| Depreciation and amortization expense | 7 | 3,308,596.00 | 3,086,905.00 |
| Other expenses | 15 | 71,285,413.94 | 24,534,967.28 |
| IV. Total Expenses | | 504,354,597.67 | 387,090,187.23 |
| V. Profit before exceptional and extraordinary items and tax (III-IV) | | 10,795,885.38 | 9,067,997.58 |
| VI. Exceptional Items | | - | - |
| VII. Profit before extraordinary items and tax (V - VI) | | 10,795,885.38 | 9,067,997.58 |
| VIII. Extraordinary Items | | - | - |
| IX. Profit before tax (VII - VIII) | | 10,795,885.38 | 9,067,997.58 |
| X. Tax expense: | | | |
| (1) Current tax | | 2,444,780.00 | 1,988,703.00 |
| (2) Deferred tax | | 297,825.00 | (190,168.00) |
| XI. Profit(Loss) from the period from continuing operations (IX-X) | | 8,053,280.38 | 7,269,462.58 |
| XII. Profit/(Loss) from discontinuing operations | | - | - |
| XIII. Tax expense of discounting operations | | - | - |
| XIV. Profit/(Loss) from Discontinuing operations (XII - XIII) | | - | - |
| XV. Profit/(Loss) for the period (XI + XIV) | | 8,053,280.38 | 7,269,462.58 |
| XVI. Earning per equity share: | | | |
| (1) Basic | | 44.57 | 40.23 |
| (2) Diluted | | 44.57 | 40.23 |

As per our report of even date attached
For **NEERAJ SATISH AND ASSOCIATES**
CHARTERED ACCOUNTANTS

NEERAJ GOYAL
(Partner)

Place : Ghaziabad
Date : 5th Sep. 2019

FOR SERVOKON SYSTEMS LTD.


DIRECTOR


DIRECTOR

SERVOKON SYSTEMS LTD.
C-13, RADHU PALACE ROAD, LAXMI NAGAR, DELHI - 110092

NOTE 7

NOTES OF FIXED ASSETS AS ON 31.03.2019

| Sl. No. | DESCRIPTION OF FIXED ASSETS | GROSS BLOCK | | AS AT 31.03.2019 | DEPRECIATION FOR THE YEAR IN EARNING | | UPTO 31.03.2019 | NET BLOCK | |
|---------|-----------------------------|------------------|--------------|------------------|--------------------------------------|----------------|-----------------|-------------------------|---------------|
| | | AS AT 01.04.2018 | ADDITIONS | | SALE | UPTO 31.3.2018 | | FOR THE YEAR IN EARNING | ADJUSTMENT |
| 1 | Land | 75,025.00 | - | 75,025.00 | - | - | - | - | 75,025.00 |
| 2 | Land (Noida) | 3,820,932.00 | - | 3,820,932.00 | - | - | - | - | 3,820,932.00 |
| 3 | Building (Noida) | 3,475,093.00 | - | 3,475,093.00 | - | - | - | - | 3,475,093.00 |
| 4 | Building (Aram Park) | 100,000.00 | - | 100,000.00 | - | - | - | - | 100,000.00 |
| 5 | Property -Kanpur | 8,562,410.00 | - | 8,562,410.00 | - | - | - | - | 8,562,410.00 |
| 6 | Building (Kanpur) | 167,43.00 | 1,152,745.00 | 1,320,178.00 | - | - | - | - | 1,320,178.00 |
| 7 | Cycle | 167,43.00 | - | 167,43.00 | - | - | - | - | 167,43.00 |
| 8 | EPABX | 11,550.00 | - | 11,550.00 | - | - | - | - | 11,550.00 |
| 9 | Fax Machine | 282,45.00 | - | 282,45.00 | - | - | - | - | 282,45.00 |
| 10 | Fire Extinguishers | 136,954.00 | - | 136,954.00 | - | - | - | - | 136,954.00 |
| 11 | Coffee Machine | 44,110.00 | - | 44,110.00 | - | - | - | - | 44,110.00 |
| 12 | Tapping Machine | 26,000.00 | - | 26,000.00 | - | - | - | - | 26,000.00 |
| 13 | Water Cooler | 12,030.00 | - | 12,030.00 | - | - | - | - | 12,030.00 |
| 14 | Mobile Phone | 31,045.28 | 163,641.10 | 194,686.38 | - | - | - | - | 194,686.38 |
| 15 | Fridge | 26,664.00 | - | 26,664.00 | - | - | - | - | 26,664.00 |
| 16 | Air Conditioners | 23,490.00 | 365,626.00 | 389,116.00 | - | - | - | - | 389,116.00 |
| 17 | Printer | 9,925.00 | 37,664.00 | 47,589.00 | - | - | - | - | 47,589.00 |
| 18 | Furniture & Fixtures | 48,894.00 | 17,797.00 | 66,691.00 | - | - | - | - | 66,691.00 |
| 19 | Motor Car | 11,702,693.00 | 561,389.42 | 12,264,082.42 | - | - | - | - | 12,264,082.42 |
| 20 | Tempo | 3,200,175.00 | 780,468.69 | 3,980,643.69 | - | - | - | - | 3,980,643.69 |
| 21 | Motor Cycle | 10,877,000.00 | 214,683.00 | 11,091,683.00 | - | - | - | - | 11,091,683.00 |
| 22 | Scooter | 14,274.40 | - | 14,274.40 | - | - | - | - | 14,274.40 |
| 23 | Computer System | 6,766,14.82 | 578,047.72 | 7,344,192.54 | - | - | - | - | 7,344,192.54 |
| 24 | Vehicle (Chota Hathi) | 837,590.00 | - | 837,590.00 | - | - | - | - | 837,590.00 |
| 25 | Television | 42,385.00 | - | 42,385.00 | - | - | - | - | 42,385.00 |
| 26 | Testing Machine | 17,325.00 | - | 17,325.00 | - | - | - | - | 17,325.00 |
| 27 | Network Booster | 11,000.00 | - | 11,000.00 | - | - | - | - | 11,000.00 |
| 28 | CCTV Camera | 0.00 | 18,296.60 | 18,296.60 | - | - | - | - | 18,296.60 |
| 29 | Kent RO | 0.00 | 13,983.05 | 13,983.05 | - | - | - | - | 13,983.05 |
| 30 | Total | 34,747,656.10 | 3,904,341.58 | 38,651,997.68 | 15,558,608.00 | 1,833,434.00 | 17,338,043.00 | 53,999.00 | 21,138,929.68 |
| | | | | | | | | | 19,189,048.10 |

Ghaziabad

| Sl. No. | DESCRIPTION OF FIXED ASSETS | GROSS BLOCK | | AS AT 31.03.2019 | DEPRECIATION FOR THE YEAR IN EARNING | | UPTO 31.03.2019 | NET BLOCK | |
|---------|-----------------------------|------------------|--------------|------------------|--------------------------------------|----------------|-----------------|-------------------------|----------------|
| | | AS AT 01.04.2018 | ADDITIONS | | SALE | UPTO 31.3.2018 | | FOR THE YEAR IN EARNING | ADJUSTMENT |
| 1 | Land | 4,182,000.00 | - | 4,182,000.00 | - | - | - | - | 4,182,000.00 |
| 2 | Land (New) | 0.00 | 8,605,000.00 | 8,605,000.00 | - | - | - | - | 8,605,000.00 |
| 3 | Building | 215,058,662.00 | - | 215,058,662.00 | - | - | - | - | 215,058,662.00 |
| 4 | Office Equipment | 2,952,43.00 | 17,195.00 | 3,124,38.00 | - | - | - | - | 3,124,38.00 |
| 5 | Air Conditioner | 2,650.00 | 112,284.00 | 114,934.00 | - | - | - | - | 114,934.00 |
| 6 | Air Conditioner(Branch) | 3,381.00 | - | 3,381.00 | - | - | - | - | 3,381.00 |
| 7 | Office Fan/Office Fan | 6,441.00 | - | 6,441.00 | - | - | - | - | 6,441.00 |
| 8 | Weighing Scale | 24,990.00 | - | 24,990.00 | - | - | - | - | 24,990.00 |
| 9 | Plant & Machinery | 24,408,18.00 | 275,000.00 | 24,683,18.00 | - | - | - | - | 24,683,18.00 |
| 10 | Motor Car | 18,220,29.00 | - | 18,220,29.00 | - | - | - | - | 18,220,29.00 |
| 11 | Generator | 50,000.00 | - | 50,000.00 | - | - | - | - | 50,000.00 |
| 12 | Laptop | 58,083.92 | - | 58,083.92 | - | - | - | - | 58,083.92 |
| 13 | Welding Machine | 22,000.00 | 85,000.00 | 107,000.00 | - | - | - | - | 107,000.00 |
| 14 | Furniture & Fixture | 0.00 | 14,400.00 | 14,400.00 | - | - | - | - | 14,400.00 |
| 15 | Mobile | 0.00 | 20,036.00 | 20,036.00 | - | - | - | - | 20,036.00 |
| | Total | 30,975,746.92 | 9,128,915.00 | 40,104,661.92 | 6,055,507.00 | 1,475,162.00 | 7,530,669.00 | 53,999.00 | 32,573,992.92 |
| | | | | | | | | | 24,920,239.92 |
| | Grand Total | 65,723,403.02 | ##### | 78,651,834.80 | 21,614,115.00 | 3,308,596.00 | 24,868,712.00 | 53,999.00 | 53,712,922.60 |
| | Previous Year | 60,064,420.00 | 5,638,983.02 | 65,703,403.02 | 16,129,210.00 | 3,086,905.00 | 21,614,115.00 | - | 44,109,288.02 |
| | | | | | | | | | 41,557,210.00 |

For SERVOKON SYSTEMS LTD.

 DIRECTOR



SERVOKON SYSTEMS LTD.

NOTES FORMING PART OF FINANCIAL STATEMENTS

| | AMOUNT AS AT 31.03.2019 (Rs.) | AMOUNT AS AT 31.03.2018 (Rs.) |
|----------------------------------|-------------------------------------|-------------------------------------|
| REVENUE FROM OPERATIONS | | |
| Sales | 508,544,137.92 | 389,392,098.86 |
| TOTAL | 508,544,137.92 | 389,392,098.86 |
| OTHER INCOME | | |
| Interest Received | 569,595.00 | 502,435.00 |
| Service Charges Received | 1,216,853.21 | 1,402,018.45 |
| Dividend | 4,674.00 | 5,842.50 |
| Rent Receipts | 4,230,000.00 | 4,733,840.00 |
| Job Work Received | 20,900.00 | 121,950.00 |
| Freight Charges Received | 545,322.92 | - |
| Installation Receipts | 8,000.00 | - |
| Testing Receipts | 11,000.00 | - |
| TOTAL | 6,606,345.13 | 6,766,085.95 |
| COST OF MATERIAL CONSUMED | | |
| Opening Stock | 71,151,993.81 | 59,625,786.54 |
| Add : Purchases | 451,121,711.11 | 326,884,202.47 |
| | 522,273,704.92 | 386,509,989.01 |
| Less : Closing Stock | 156,709,934.87 | 71,151,993.81 |
| TOTAL (A) | 365,563,770.05 | 315,357,995.20 |
| MANUFACTURING EXPENSES | | |
| Electricity Expenses | 1,801,603.00 | 1,451,656.00 |
| Factory Expenses | 45,920.00 | 33,600.00 |
| Freight & Cartage | 11,379.00 | 167,100.92 |
| Consumable Store | - | 136,368.00 |
| Packing Material | 4,883,095.51 | 5,996,396.20 |
| Wages | 6,121,236.00 | 4,753,237.00 |
| TOTAL (B) | 12,863,233.51 | 12,538,358.12 |
| Grand Total (A+B) | 378,427,003.56 | 327,896,353.32 |
| EMPLOYEE BENEFITS | | |
| Salaries & Wages | 35,047,432.95 | 18,161,060.00 |
| Director Remuneration | 3,125,000.00 | 3,000,000.00 |
| Staff Welfare | 141,136.72 | 316,765.28 |
| TOTAL | 38,313,569.67 | 21,477,825.28 |
| FINANCING CHARGES | | |
| Bank Charges | 356,798.01 | 526,702.52 |
| Bank Interest | 6,039,834.85 | 2,167,644.08 |
| Interest On Loan | 842,171.10 | 7,137,152.86 |
| Interest on Car Loan | 330,794.81 | 238,221.89 |
| Interest on Deutsche Loan | 5,439,414.73 | - |
| Interest on TDS | 11,001.00 | 24,415.00 |
| TOTAL | 13,020,014.50 | 10,094,136.35 |

FOR SERVOKON SYSTEMS LTD.



DIRECTOR



DIRECTOR

SERVOKON SYSTEMS LTD.

NOTES FORMING PART OF FINANCIAL STATEMENTS

| | AMOUNT AS AT 31.03.2019 (Rs.) | AMOUNT AS AT 31.03.2018 (Rs.) |
|-----------------------------------|-------------------------------------|-------------------------------------|
| <u>OTHER EXPENSES</u> | | <u>NOTE 15</u> |
| Audit Fee | 75,000.00 | 75,000.00 |
| Rent | 120,000.00 | 635,336.00 |
| Misc Expenses (As Per Schedule A) | 71,090,413.94 | 23,824,631.28 |
| TOTAL | 71,285,413.94 | 24,534,967.28 |
| <u>MISC EXPENSES</u> | | <u>Schedule A</u> |
| Advertisement Expenses | 41,955,433.13 | 10,474,683.00 |
| Business Promotion | 649,200.00 | 674,789.00 |
| Books & Periodicals | 15,318.00 | 8,260.00 |
| Conveyance Expenses | 82,070.00 | 65,890.00 |
| Computer Repair & Maintenance | 29,268.86 | 21,914.72 |
| Commission on Sale | 544,400.00 | |
| Donation | 10,000.00 | - |
| Digital Signature Expenses | 1,500.00 | - |
| Electricity Expenses | 245,240.12 | 356,112.00 |
| Exhibition Expenses | 563,585.00 | 1,146,360.00 |
| Freight & Cartage | 7,188,586.55 | 3,375,650.66 |
| Filing Fees | - | 22,000.00 |
| ESI Demand | 4,276.00 | |
| Generator Expenses | 317,650.00 | 112,320.00 |
| Insurance Expenses | 393,399.22 | 164,421.00 |
| Income Tax Paid | 40,279.00 | - |
| ISO Expenses | 8,000.00 | - |
| GST Late Fees | 3,450.00 | 56,380.00 |
| ISI Expenses | - | 115,000.00 |
| Legal & Professional Charges | 874,138.00 | 436,006.00 |
| Misc. Expenses | 615,931.96 | 155,498.88 |
| Motor Cycle/Scooter Exp | 133,588.00 | 48,187.00 |
| Membership & Subscription | 47,900.00 | - |
| Office Expenses | 595,525.40 | 552,547.80 |
| PF Demand | 44,967.00 | - |
| Printing & Stationery | 271,674.00 | 253,213.00 |
| Postage & Telegram Expenses | 185,291.80 | 118,453.80 |
| Repair & Maintenance | 189,445.84 | 79,354.71 |
| Rebate & Discount | 3,788,916.97 | 655,983.39 |
| Service Charges Paid | 74,000.00 | 11,000.00 |
| Tempo Expenses | 1,336,696.72 | 1,599,225.29 |
| Telephone Expenses | 721,214.56 | 468,718.64 |
| House Tax | 31,083.00 | 76,446.00 |
| Tender Fees | 63,810.00 | 130,095.08 |
| Testing Fees | 382,524.54 | 448,221.87 |
| Travelling Expenses | 8,630,788.30 | 1,557,759.00 |
| Vehicle Maintenance | 897,165.36 | 511,306.89 |
| NSIC Expenses | - | 37,170.00 |
| Online Sales Charges | 43,542.86 | 82,223.55 |
| Inspection charges | 110,553.75 | 9,440.00 |
| | 71,090,413.94 | 23,824,631.28 |

FOR SERVOKON SYSTEMS LTD.



DIRECTOR

DIRECTOR

SERVOKON SYSTEMS LTD.

Details of Sundry Debtors As On 31.03.2019

LIST - A

| S.No. | Name of Customer | Exceeding Six Months | Others | Total |
|--------------|--|----------------------|---------------------|----------------------|
| 1 | AKASHVA INFRASTRUCTURE PVT LTD | 1,759,365.00 | - | 1,759,365.00 |
| 2 | ALI MOHD BABA & SONS | 1,205,993.00 | - | 1,205,993.00 |
| 3 | AOV CLEVER KNITS LLP | - | 17,700.00 | 17,700.00 |
| 4 | BABRA ELECTRICALS | 68,400.00 | - | 68,400.00 |
| 5 | CHOPRA MACHINERY & MILLS STORE | 493,058.00 | - | 493,058.00 |
| 6 | DUPER CHEMICALS PVT LTD | 32,560.00 | - | 32,560.00 |
| 7 | FERRETERRO HOISTS PVT LTD | - | 17,700.00 | 17,700.00 |
| 8 | FERRETERRO INDIA PVT LTD | - | 7,994.00 | 7,994.00 |
| 9 | HLL LIFE CARE | 275,850.00 | - | 275,850.00 |
| 10 | GOEL LIGHTING | 87,664.00 | - | 87,664.00 |
| 11 | K B CONTRACTORS PVT LTD | 1,394,000.00 | - | 1,394,000.00 |
| 12 | LARSON & TOUBROLTD | 2,112,706.00 | 24,780.00 | 2,137,486.00 |
| 13 | ELECTROHARD INDUSTRIAL SOLUTION | 32,790.00 | 610,025.00 | 642,815.00 |
| 14 | DEV FILLING STATION | - | 14,160.00 | 14,160.00 |
| 15 | INDUSTRIAL POWER PRODUCTS | 177,223.00 | - | 177,223.00 |
| 16 | THE LODHI HOTEL | - | 1,180.00 | 1,180.00 |
| 17 | INDUSTRIAL PROCESSORS & METALLIZERS PVT LTD | - | 1,770.00 | 1,770.00 |
| 18 | MUHAVARA ENTERPRISES | - | 2,360.00 | 2,360.00 |
| 19 | EEPWD | - | 5,900.00 | 5,900.00 |
| 20 | SAHIB TEXTILES P LTD | - | 5,900.00 | 5,900.00 |
| 21 | KALIKA ELECTRICALS & ELECTRONICS | - | 10,620.00 | 10,620.00 |
| 22 | STK INDIA PVT LTD | 10,620.00 | - | 10,620.00 |
| 23 | AMAZON SELLER SERVICES PVT LTD | - | 10,785.00 | 10,785.00 |
| 24 | JAIPRAKASH ASSOCIATES LTD | - | 11,780.00 | 11,780.00 |
| 25 | LEGEND POLYFORMS PVT LTD | - | 13,688.00 | 13,688.00 |
| 26 | WAVE INDUSTRIES PVT LTD (SUGER DIVISION) | - | 14,160.00 | 14,160.00 |
| 27 | BANSAL SALES CORPORATION | 5,310.00 | 10,030.00 | 15,340.00 |
| 28 | NESTLE INDIA LTD | - | 17,080.00 | 17,080.00 |
| 29 | HPMC KULLU | - | 22,420.00 | 22,420.00 |
| 30 | NAYATI MULTI SUPER SPECIALITY HOSPITAL | - | 28,500.00 | 28,500.00 |
| 31 | MULTITECH ENGINEERS | - | 39,700.00 | 39,700.00 |
| 32 | PRIYANKA AGGARWAL | - | 37,500.00 | 37,500.00 |
| 33 | PID PROJECTS | 43,425.00 | - | 43,425.00 |
| 34 | MACRO POWERTECH INDIA PVT LTD | 53,944.00 | - | 53,944.00 |
| 35 | MICROTEK INTERNATIONAL PVT LTD | 58,820.00 | - | 58,820.00 |
| 36 | SINETRON POWER LTD | 74,375.00 | - | 74,375.00 |
| 37 | DELTRON CONTROL SYS | 82,100.00 | - | 82,100.00 |
| 38 | TECHFAB INTERNATIONAL PVT. LTD | - | 97,197.00 | 97,197.00 |
| 39 | PARAS HEALTH CARE PVT LTD | 128,460.00 | - | 128,460.00 |
| 40 | SCOPIC INTERNATIONAL | 146,300.00 | - | 146,300.00 |
| 41 | SWASTIK TRADERS | 391,000.00 | - | 391,000.00 |
| 42 | SAI ELECTRICAL & MECHANICAL ENGINEERS | - | 416,970.00 | 416,970.00 |
| 43 | SWASTIK SALES & Service | 807,500.00 | - | 807,500.00 |
| 44 | LAXMI SALES CORP | 432,030.00 | - | 432,030.00 |
| 45 | SOUTHERN INFO SYSTEMS LTD | 1,081,000.00 | - | 1,081,000.00 |
| 46 | RUHI INDUSTRIES | 1,737,221.00 | - | 1,737,221.00 |
| 47 | Servo Step Power | 6,381,468.00 | - | 6,381,468.00 |
| 48 | KGN POLYMERS PVT LTD | - | 2,950.00 | 2,950.00 |
| 49 | NAYATI HEALTHCARE & RESERACH PVT LTD | - | 70,800.00 | 70,800.00 |
| 50 | BIBA APPEARALS PVT. Ltd. | 218,915.90 | - | 218,915.90 |
| 51 | ISGEC HEAVY ENGINEERING LTD. | - | 167,358.48 | 167,358.48 |
| 52 | SERVOKON ENGINEERS, KASHIPUR | 13,489,787.00 | - | 13,489,787.00 |
| 53 | ADDITIONAL DIRECTOR GENERAL | 96,818.00 | - | 96,818.00 |
| 54 | BHARAT ELECTRONICS LTD. | - | 31,500.01 | 31,500.01 |
| 55 | DEPARTMENT OF DEFENCE | - | 3,400.00 | 3,400.00 |
| 56 | DEPUTY DIRECTOR (PROCUREMENT OP JINDAL) | 17,790.00 | - | 17,790.00 |
| 57 | HEALTH & FAMILY WELFARE DEPARTMENT | - | 3,700.01 | 3,700.01 |
| 58 | INDIAN INSTITUTE OF SCIENCE EDUCATION & RESEARCH | 224,735.24 | - | 224,735.24 |
| TOTAL | | 33,121,228.14 | 1,719,607.50 | 34,840,835.64 |

GHAZIABAD

| S.No. | Name of Customer | Less Than Six Months | Others | Total |
|-------|------------------------------------|----------------------|------------|------------|
| 1 | A TO Z ELECTRONICS | - | 202,939.17 | 202,939.17 |
| 2 | A-1 INDIA INDUSTRIAL COMPANY | - | 7,312.94 | 7,312.94 |
| 3 | AAROGYADHAM SUPER SPECIALITY | - | 154,000.00 | 154,000.00 |
| 4 | AB ELECTRONICS | - | 62,786.38 | 62,786.38 |
| 5 | AB INDUSTRIES | - | 431,657.86 | 431,657.86 |
| 6 | ABHINAV ADVERTISING AGENCY PVT LTD | 417,580.00 | - | 417,580.00 |
| 7 | ABHISHEK TRADERS | - | 643,075.86 | 643,075.86 |



(Handwritten signatures and initials in blue ink)

SERVOKON SYSTEMS LTD.

| | | | | |
|----|---|------------|--------------|--------------|
| 8 | ABS SYSTEMS & SERVICES PVT LTD | - | 102,000.00 | 102,000.00 |
| 9 | ACE POLY EXTRUSION LLP | - | 100,300.00 | 100,300.00 |
| 10 | ACME TRADEX INDIA PVT LTD | 88,594.00 | - | 88,594.00 |
| 11 | ADDWATT POWER SOLUTIONS | - | 494,400.00 | 494,400.00 |
| 12 | AIR CARE REFRIGERATION SYSTEMS PVT LTD | 92,630.00 | - | 92,630.00 |
| 13 | AJAY ELECTRONICS | - | 89,027.96 | 89,027.96 |
| 14 | AK INDUSTRIES | - | 829,016.00 | 829,016.00 |
| 15 | AKASH DEEP ELECTRONICS | - | 651,740.30 | 651,740.30 |
| 16 | AKIRA CONTROLS (DEBTOR) | 72,481.50 | 232,755.00 | 305,236.50 |
| 17 | ALKA AUTO ASSOCIATES | - | 759,845.22 | 759,845.22 |
| 18 | ALL INDIA RADIO & DOORDARSHAN, GUWAHATI | - | 359,209.50 | 359,209.50 |
| 19 | ALL INDIA RADIO (DOORDARSHAN) | - | 262,859.55 | 262,859.55 |
| 20 | ALLIED COMMUNICATIONS PVT LTD | - | 624,500.00 | 624,500.00 |
| 21 | AMAN & CO. | - | 203,200.00 | 203,200.00 |
| 22 | AMAN MOTORS | - | 364,946.50 | 364,946.50 |
| 23 | AMAR UJALA PUBLICATIONS LTD, AGRA | - | 27,140.00 | 27,140.00 |
| 24 | AMAZON TRANSPORTATION SERVICES PVT LTD (DELHI) | - | 122,649.00 | 122,649.00 |
| 25 | AMBICA CREATION | - | 112,100.00 | 112,100.00 |
| 26 | AMITABH SHUKLA | 88,500.00 | - | 88,500.00 |
| 27 | ANAND AGENCIES | - | 369,116.60 | 369,116.60 |
| 28 | ANGAD TRADING COMPANY | - | 1,992,597.88 | 1,992,597.88 |
| 29 | ANSAL HOUSING & CONSTRUCTION | - | 57,230.00 | 57,230.00 |
| 30 | AP REFRIGERATIONS | 17,427.96 | - | 17,427.96 |
| 31 | ARIF ELECTRONICS | - | 120,042.65 | 120,042.65 |
| 32 | ARORA POWER SYSTEM | - | 514,529.64 | 514,529.64 |
| 33 | ARORA TRADING CO | - | 493,869.14 | 493,869.14 |
| 34 | ARSH TRADERS | 329,290.64 | - | 329,290.64 |
| 35 | ASHIRWAD SALES | - | 151,847.58 | 151,847.58 |
| 36 | ASHISH GARDEN | 75,700.00 | - | 75,700.00 |
| 37 | ASSIST. EXE ENGINEER PWD (JAMMU) | 236,000.00 | - | 236,000.00 |
| 38 | AV ENTERPRISES | 41,953.24 | - | 41,953.24 |
| 39 | BALAJI MARKETING COM | - | 382,493.88 | 382,493.88 |
| 40 | BANSAL SALES CORPORATION | 225,422.00 | - | 225,422.00 |
| 41 | BATTERY HOUSE | - | 30,950.00 | 30,950.00 |
| 42 | BATTERY_HOUSE | 237,912.52 | 825,775.35 | 1,063,687.87 |
| 43 | BAWA AGENCIES | 40,289.32 | - | 40,289.32 |
| 44 | BECTON DICKINSON INDIA PVT LTD (HARYANA) | - | 130,767.00 | 130,767.00 |
| 45 | BECTON DICKINSON INDIA PVT LTD (HARYANA) | - | 178,966.00 | 178,966.00 |
| 46 | BEEJAPURI DAIRY | 249,000.00 | - | 249,000.00 |
| 47 | BEGUSARAI POWER SOLUTIONS | - | 87,101.21 | 87,101.21 |
| 48 | BEST POWER EQUIPMENTS INDIA PVT LTD | 165,200.00 | - | 165,200.00 |
| 49 | BHAGWATI AGENCIES | - | 1,044,148.06 | 1,044,148.06 |
| 50 | BHARAT HEAVY ELECTRICALS LTD. | - | 492,960.00 | 492,960.00 |
| 51 | BHARAT SALES | - | 703,115.28 | 703,115.28 |
| 52 | BHOOMI ENTERPRISES | - | 78,694.61 | 78,694.61 |
| 53 | BHUPESH STEEL PVT LTD | - | 110,000.00 | 110,000.00 |
| 54 | BIBA APPERALS | 593,229.00 | - | 593,229.00 |
| 55 | BIRLA ELECTRONICS | - | 58,410.00 | 58,410.00 |
| 56 | BIZPREC CONSULTANTS PVT LTD | 56,640.00 | - | 56,640.00 |
| 57 | BL ENTERPRISES | - | 21,548.56 | 21,548.56 |
| 58 | BLESSING ENTERPRISES | - | 401,244.00 | 401,244.00 |
| 59 | BROADCAST ENGINEERING CONSULTANTS INDIA PVT LTD | - | 562,915.62 | 562,915.62 |
| 60 | BUNDELKHAND TV CENTRE | 11,400.00 | - | 11,400.00 |
| 61 | CAPTAIN ELECTRONICS & BATTERY WORKS | 6,685.54 | - | 6,685.54 |
| 62 | CARRIER MEDIA INDIA | - | 36,720.00 | 36,720.00 |
| 63 | CHANDER ELECTRONICS | - | 2,856,387.72 | 2,856,387.72 |
| 64 | CHOLAMANDALAM INVESTMENTS | - | 109,860.00 | 109,860.00 |
| 65 | COMPO ELECTRONICS | 101,140.17 | - | 101,140.17 |
| 66 | CONSIGNMENT & PAYMENT AUTHORITY | 809,225.00 | - | 809,225.00 |
| 67 | CREATIV ENGINEERS | - | 251,180.00 | 251,180.00 |
| 68 | DABAM BUM TEA ESTATE | - | 77,880.00 | 77,880.00 |



Handwritten signature in blue ink.

Handwritten signature in blue ink.

SERVOKON SYSTEMS LTD.

| | | | | |
|-----|---|--------------|--------------|--------------|
| 69 | DASK POWER | - | 10,325.00 | 10,325.00 |
| 70 | DASNAC DESIGNARCH | 406,392.00 | - | 406,392.00 |
| 71 | DEPARTMENT OF AGRICULTURAL RESEARCH AND EDUCATION | - | 25,000.02 | 25,000.02 |
| 72 | DEPARTMENT OF DEFENCE (MEERUT) | 28,700.01 | - | 28,700.01 |
| 73 | DEPARTMENT OF DEFENCE RESEARCH & DEV. JODHPUR | - | 210,000.00 | 210,000.00 |
| 74 | DEPARTMENT OF DEFENCE, AMBALA | - | 31,200.00 | 31,200.00 |
| 75 | DEPARTMENT OF DEFENCE, FAIZABAD CANTT | - | 28,600.01 | 28,600.01 |
| 76 | DEPARTMENT OF HIGHER EDUCATION (UK) | - | 41,800.00 | 41,800.00 |
| 77 | DEPARTMENT OF HIGHER EDUCATION, WB | - | 20,900.00 | 20,900.00 |
| 78 | DEPARTMENT OF HIGHER EDUCATION, PONDICHERRY | - | 6,900.03 | 6,900.03 |
| 79 | DEPUTY COMMISSIONER COMM SRI NAGAR | 273,430.00 | - | 273,430.00 |
| 80 | DHANVANTI ENTERPRISES | - | 227,674.97 | 227,674.97 |
| 81 | DIGITAL ENGG PROJECTS PVT LTD | 36,624.00 | - | 36,624.00 |
| 82 | ELECTROHARD INDUSTRIAL SOLUTIONS | 172,858.00 | - | 172,858.00 |
| 83 | ETN DISTRIBUTORS | - | 95,933.80 | 95,933.80 |
| 84 | EXECUTIVE ENGINEER JAMMU | 198,000.07 | - | 198,000.07 |
| 85 | EXE ENG MECHANICAL HOSPITAL JAMMU | 240,200.00 | - | 240,200.00 |
| 86 | FABRICATOINS PLUS | 191,372.80 | - | 191,372.80 |
| 87 | FAIR BATTERY SERVICE | - | 182,590.66 | 182,590.66 |
| 88 | FAIRDEAL ELECTRICWARE | - | 83,000.03 | 83,000.03 |
| 89 | FEDEX EXPRESS | - | 118,708.00 | 118,708.00 |
| 90 | Flovel Energy Pvt Ltd | - | 524,933.00 | 524,933.00 |
| 91 | GAGAN ENTERPRISES | 17,251.00 | - | 17,251.00 |
| 92 | GD AIRCON | - | 453,646.36 | 453,646.36 |
| 93 | GENIUS ASSOCIATES | - | 1,062,076.62 | 1,062,076.62 |
| 94 | GODARA ELECTRIC | - | 303,867.64 | 303,867.64 |
| 95 | GOEL LIGHTING | 37,000.00 | 5,900.00 | 42,900.00 |
| 96 | GRACO INDIA PVT LTD | 15,930.00 | - | 15,930.00 |
| 97 | GUJRAT MEDICAL EDUCATION AND RESEARCH SOCEITY | 8,834.00 | - | 8,834.00 |
| 98 | GUNJAN ELECTRONICS | - | 34,397.35 | 34,397.35 |
| 99 | HARSH ENTERPRISES | - | 120,335.61 | 120,335.61 |
| 100 | HARSH TRADING COMPANY | - | 581,356.48 | 581,356.48 |
| 101 | HITESH AIRCONDITIONING | 73,560.33 | - | 73,560.33 |
| 102 | Indian Institute of Science Education and | - | 9,204.00 | 9,204.00 |
| 103 | INDIAN OIL CORPORATION LTD | - | 671,160.00 | 671,160.00 |
| 104 | INDIAN ORDINACE FACTORIES | 43,743.06 | - | 43,743.06 |
| 105 | INTELLECT PROJECTS PVT LTD | 3,728,800.00 | - | 3,728,800.00 |
| 106 | INVERTER & BATTERY HOUSE | - | 180,000.05 | 180,000.05 |
| 107 | J & K BANK LTD | 150,519.00 | - | 150,519.00 |
| 108 | J & K BANK LTD, SRINAGAR | - | 528,629.60 | 528,629.60 |
| 109 | JAGJOT TRADING CO. | - | 687,066.21 | 687,066.21 |
| 110 | JAIN RADIO | 13,570.00 | - | 13,570.00 |
| 111 | JAISWAL BATTERY CORPORATION | - | 3,471,617.46 | 3,471,617.46 |
| 112 | JAMAT E ULEMA E HIND | 85,500.00 | - | 85,500.00 |
| 113 | JAYA ENTERPRISES | 56,800.00 | - | 56,800.00 |
| 114 | JINDAL ENTERPRISES | - | 316,086.00 | 316,086.00 |
| 115 | JKPCC LTD JAMMU | 1,630,569.75 | - | 1,630,569.75 |
| 116 | JKPDC OFFICE OF THE SUPERITENDING ENG | 786,240.00 | - | 786,240.00 |
| 117 | JP ELECTRONICS | 20,586.41 | - | 20,586.41 |
| 118 | JYOTI ELECTRICAL | - | 42,200.00 | 42,200.00 |
| 119 | K H AIR CON SOLUTIONS PVT LTD | 155,283.00 | - | 155,283.00 |
| 120 | K S FOOD & BEVERAGE PVT. LTD | 203,375.00 | - | 203,375.00 |
| 121 | KALYAN JEWELLERS | - | 17,700.00 | 17,700.00 |
| 122 | KALYAN JEWELLERS INDIA LTD | 248,980.00 | - | 248,980.00 |
| 123 | KANWAL FOODS & SPICES INDIA PVT LTD | 29,400.00 | - | 29,400.00 |
| 124 | KARYTRON ELECTRICALS PVT LTD | - | 30,000.00 | 30,000.00 |
| 125 | KESAR IMPEX | 302,535.00 | - | 302,535.00 |
| 126 | KHAN & SIROHI ELECTROMECHANICAL | 870,373.00 | 20,060.00 | 890,433.00 |
| 127 | KHURANA SALES | - | 1,630,621.50 | 1,630,621.50 |
| 128 | KIDS ISLAND MULAKH RAJ & SONS | - | 298,517.23 | 298,517.23 |
| 129 | KIKA ELECTRONICS | - | 86,824.83 | 86,824.83 |



Handwritten signature and initials in blue ink.

SERVOKON SYSTEMS LTD.

| | | | | |
|-----|---|------------|--------------|--------------|
| 130 | KP SINGH | 40,000.00 | - | 40,000.00 |
| 131 | KRISHNA ENTERPRISES | - | 6,362.00 | 6,362.00 |
| 132 | KRN EDUCATION PVT LTD | 135,490.00 | - | 135,490.00 |
| 133 | LAHOTI ELECTRONICS | 9,641.36 | - | 9,641.36 |
| 134 | LALA AND SONS SUPPLIERS | - | 76,053.06 | 76,053.06 |
| 135 | LARSEN & TOUBRO LIMITED, GORAKHPUR | - | 451,350.00 | 451,350.00 |
| 136 | LARSEN & TOUBRO LTD. CHENNAI | - | 6,000,300.00 | 6,000,300.00 |
| 137 | LARSEN AND TOUBRO LTD, KARNATAKA | - | 33,276.00 | 33,276.00 |
| 138 | LINDE INDIA LTD | 100,200.00 | - | 100,200.00 |
| 139 | LS ELECTRONICS | 62,059.00 | - | 62,059.00 |
| 140 | M TECH EQUIPMENTS | - | 348,440.00 | 348,440.00 |
| 141 | MAA VAISHNAV TRADERS | - | 5,419.88 | 5,419.88 |
| 142 | MACTECH INTERNATIONAL | 118,107.59 | - | 118,107.59 |
| 143 | MAHARAJA ENTERPRISES | - | 119,673.89 | 119,673.89 |
| 144 | MALIK RADIX HEALTH CARE PVT LTD | 123,900.00 | - | 123,900.00 |
| 145 | MANAN ENTERPRISES | 798,225.49 | - | 798,225.49 |
| 146 | MAU BATTERY AND OIL AGENCY | - | 1,173,214.23 | 1,173,214.23 |
| 147 | MECHANICAL ENGINEERING DEPARTMENT (MED) | 35,731.86 | - | 35,731.86 |
| 148 | MICROTEK INTERNATIONAL PVT LTD | - | 162,592.00 | 162,592.00 |
| 149 | MINISTRY OF HUMAN RESOURCE DEVELOPMENT | - | 8,600.03 | 8,600.03 |
| 150 | MINISTRY OF RAILWAYS | - | 64,000.01 | 64,000.01 |
| 151 | MITHILA ELECTRICS | - | 166,398.67 | 166,398.67 |
| 152 | MM COMFORT SOLUTION | - | 10,973.04 | 10,973.04 |
| 153 | MODERN AGENCIES | - | 2,517,456.68 | 2,517,456.68 |
| 154 | MODERN TRADING COMPANY (KANPUR) | - | 56,259.14 | 56,259.14 |
| 155 | MR. PARVEZ | 69,500.00 | - | 69,500.00 |
| 156 | MR.NARESH KUMAR | - | 52,800.00 | 52,800.00 |
| 157 | MTI AUDIO CAMP | - | 59,883.63 | 59,883.63 |
| 158 | MULTIVAC LARAON INDIA PVT LTD | - | 7,080.00 | 7,080.00 |
| 159 | MUZAFFAR KHAN | - | 69,620.00 | 69,620.00 |
| 160 | NARAYANI SALES | - | 81,257.51 | 81,257.51 |
| 161 | NATIONAL COOL CENTER | - | 80,268.71 | 80,268.71 |
| 162 | NAVDEEP SOLAR | - | 88,263.60 | 88,263.60 |
| 163 | NAZEER HOSPITALITY PVT. LTD. | - | 106,200.00 | 106,200.00 |
| 164 | NEW ASHIRWAD AGENCY | - | 187,137.77 | 187,137.77 |
| 165 | NEW ROYAL ELECTRONICS | 191,216.21 | - | 191,216.21 |
| 166 | NIAMAT FOODS PRODUCTS | - | 82,600.00 | 82,600.00 |
| 167 | NITESH BEARING AND MACHINERY STORE | - | 336,043.42 | 336,043.42 |
| 168 | NITIN ENTERPRISES | - | 395,917.72 | 395,917.72 |
| 169 | NMDC LTD. | - | 9,440.00 | 9,440.00 |
| 170 | NR TRADERS | - | 90,648.00 | 90,648.00 |
| 171 | NTPC SAIL POWER COMPANY PVT LTD | 653,536.03 | - | 653,536.03 |
| 172 | NUMERIC UPS | - | 15,930.00 | 15,930.00 |
| 173 | OFFICE OF THE EXECUTIVE ENGINEER | 293,040.00 | - | 293,040.00 |
| 174 | OM ELECTRONICS | - | 72,695.00 | 72,695.00 |
| 175 | OM TRADERS | - | 9,012.96 | 9,012.96 |
| 176 | PAREKH INTERGRATED SERVICES PVT LTD | 317,270.00 | - | 317,270.00 |
| 177 | PATANJALI AYURVED LTD (UK) | 70,800.00 | - | 70,800.00 |
| 178 | PIONER POLYLEATHERS LTD (WB) | - | 49,560.00 | 49,560.00 |
| 179 | POPULAR ELECTRONICS | - | 23,928.00 | 23,928.00 |
| 180 | PRATAP RADIO WORKS | - | 486,704.68 | 486,704.68 |
| 181 | PREM ELECTRICAL STORE | 11,233.67 | - | 11,233.67 |
| 182 | PREM ELECTRICALS | 117,692.72 | - | 117,692.72 |
| 183 | PREMIER ENTERPRISES | - | 6,244,859.00 | 6,244,859.00 |
| 184 | PROMPT ELECTRONICS | - | 1,598,738.85 | 1,598,738.85 |
| 185 | QUALIX INFORMATION SYS LLP | 19,352.00 | - | 19,352.00 |
| 186 | RADHA SALES CORPORATION | 819,522.70 | - | 819,522.70 |
| 187 | RAJ & SONS | - | 625,984.34 | 625,984.34 |
| 188 | RANJANA SONKAR | - | 50,000.00 | 50,000.00 |
| 189 | RATIONAL BUSINESS CORPORATION | 305,080.00 | - | 305,080.00 |
| 190 | RAVINDRA KUMAR SUNIL KUMAR | - | 694,870.37 | 694,870.37 |



Handwritten signature

Handwritten signature

SERVOKON SYSTEMS LTD.

| | | | | |
|-----|---|------------|---------------|---------------|
| 191 | RAYMOND LTD | - | 68,204.00 | 68,204.00 |
| 192 | RCI INDUSTRIES TECHNOLOGIES | - | 197,000.00 | 197,000.00 |
| 193 | REEMA BAKERS | 149,998.32 | - | 149,998.32 |
| 194 | Reliable Systems | 233,988.40 | 2,991,087.60 | 3,225,076.00 |
| 195 | RK ELECTRIC WORKS | 259,890.00 | - | 259,890.00 |
| 196 | ROHAN AGENCY | 22,199.52 | - | 22,199.52 |
| 197 | RUDRA POWER | - | 22,162.96 | 22,162.96 |
| 198 | RUSTAGI TRADE LINKS | - | 443,642.85 | 443,642.85 |
| 199 | S&M TRADERS | - | 28,578.39 | 28,578.39 |
| 200 | SAMPOORNA FEEDS PVT LTD, JIND | - | 241,900.00 | 241,900.00 |
| 201 | SAMRAT ENTERPRISES | - | 59,000.00 | 59,000.00 |
| 202 | SANTOSH SALES | - | 242,465.24 | 242,465.24 |
| 203 | SARAF COOLING CO PVT LTD | - | 6,524.44 | 6,524.44 |
| 204 | SATNAAM ELECTRICAL | 72,200.00 | 12,390.00 | 84,590.00 |
| 205 | Servokon Engineers -KANPUR | - | 13,641,205.50 | 13,641,205.50 |
| 206 | SERVOTECH ELECTRICAL PVT LTD | 54,201.00 | - | 54,201.00 |
| 207 | SETHI ENGINEERS | - | 168,767.98 | 168,767.98 |
| 208 | SHABAZ KHAN | - | 34,810.00 | 34,810.00 |
| 209 | SHANTI CEMENTS PVT LTD | 301,800.00 | - | 301,800.00 |
| 210 | SHARDA FORGING & STAMPING PVT LTD | 88,500.00 | - | 88,500.00 |
| 211 | SHARMA ENTERPRISES | - | 7,481.10 | 7,481.10 |
| 212 | SHIPRA ENTERPRISES | - | 939,239.97 | 939,239.97 |
| 213 | SHIVAM SALES | - | 338,123.01 | 338,123.01 |
| 214 | SHREE DURGA ENTERPRISES | - | 627,823.46 | 627,823.46 |
| 215 | SHREE GANESH ELECTRICALS | - | 289,907.12 | 289,907.12 |
| 216 | SHREE RAJ KING ELCTRICAL | - | 87,040.00 | 87,040.00 |
| 217 | SHRI KRISHNA ENTERPRISES | 7,854.64 | - | 7,854.64 |
| 218 | SHRI VARDHMAN ELECTRONICS | 921.48 | 18,323.04 | 19,244.52 |
| 219 | SHYAM ELECTRONICS | - | 153,569.78 | 153,569.78 |
| 220 | SIDDHI ENTERPRISES | - | 2,945,153.03 | 2,945,153.03 |
| 221 | SIDDHI VINAYAK ENTERPRISES | - | 1,491,960.68 | 1,491,960.68 |
| 222 | SIDDQUI ENTERPRISES | - | 565,186.39 | 565,186.39 |
| 223 | SINGHAL SONS ELECTRONICS AGENCIES PVT LTD | - | 612,279.65 | 612,279.65 |
| 224 | SP ENGINEERING COMPANY | 242,200.00 | - | 242,200.00 |
| 225 | SUN AGENCIES | 129,768.82 | 275,785.30 | 405,554.12 |
| 226 | SUN BURN TRADING COMPANY | - | 224,580.40 | 224,580.40 |
| 227 | SUNIL MOTOR(BASTI) | 559,776.75 | 1,086,643.60 | 1,646,420.35 |
| 228 | SUNLIGHT INVERTERS | - | 6,372.84 | 6,372.84 |
| 229 | SUPER ELECTRONICS | 59,200.00 | - | 59,200.00 |
| 230 | SUPER TRADERS | - | 630,547.69 | 630,547.69 |
| 231 | SUPER ELECTRONICS | - | 381,200.91 | 381,200.91 |
| 232 | SURAJ ELECTRICALS | - | 299,720.00 | 299,720.00 |
| 233 | SURYA POWER SOLUTION | 182,900.00 | 44,250.00 | 227,150.00 |
| 234 | SWASTIK SALES & SERVICES | - | 47,200.00 | 47,200.00 |
| 235 | TANEJA ELECTRONICS | - | 695,958.26 | 695,958.26 |
| 236 | TARA ENTERPRISES | - | 920,526.00 | 920,526.00 |
| 237 | THE DEPARTMENT OF COMPUTER SCIENCES | 790,000.01 | - | 790,000.01 |
| 238 | TRUE VALUE ELECTRONICS | - | 999,900.85 | 999,900.85 |
| 239 | U.P. JAL VIDYUT NIGAM LTD | 74,154.28 | - | 74,154.28 |
| 240 | UDAIPUR DUDGH UTPADAK SAHAKARI SANGH LTD | 125,000.00 | - | 125,000.00 |
| 241 | UJJIVAN SMALL FINANCE BANK | 56,855.40 | - | 56,855.40 |
| 242 | UJJIVAN SMALL FINANCE BANK (UP) | 89,255.20 | - | 89,255.20 |
| 243 | UTTRAKHAND JAL SANSTHAN | - | 958,951.31 | 958,951.31 |
| 244 | V K ENTERPRISES, NOIDA | - | 81,647.90 | 81,647.90 |
| 245 | VARDHMAN SALES | - | 7,784.96 | 7,784.96 |
| 246 | VINAYAK ELECTRICAL AGENCIES | - | 7,023.23 | 7,023.23 |
| 247 | VINAYAK PRINTERS | - | 93,000.00 | 93,000.00 |
| 248 | VISTOSO | 28,400.00 | - | 28,400.00 |
| 249 | VOLT WORLD | - | 24,864.52 | 24,864.52 |
| 250 | VT CONSTRUCTION PVT LTD | - | 304,440.00 | 304,440.00 |
| 251 | YA ALI ELECTRICALS | - | 112,800.00 | 112,800.00 |



Handwritten signature and the number 5.

SERVOKON SYSTEMS LTD.

| | | | | |
|-----|------------------------|-----------|------------|------------|
| 252 | YASH TRADING | - | 60,970.01 | 60,970.01 |
| 253 | Z H INDUSTRIES PVT LTD | 59,956.00 | - | 59,956.00 |
| 254 | ZEESHAN HAIDER | - | 183,950.00 | 183,950.00 |

| | | | |
|--------------|----------------------|----------------------|-----------------------|
| TOTAL | 21,863,345.77 | 87,538,400.64 | 109,401,746.41 |
|--------------|----------------------|----------------------|-----------------------|

GHAZIABAD (Branch)

| S.No. | Name of Customer | Less Than Six Months | Others | Total |
|--------------|------------------------------|----------------------|-------------------|-------------------|
| 1 | Anand Enterprises | - | 53,432.00 | 53,432.00 |
| 2 | Mishra Refrigeration Pvt Ltd | - | 88,803.00 | 88,803.00 |
| TOTAL | | - | 142,235.00 | 142,235.00 |

| | | | |
|--------------------|----------------------|----------------------|-----------------------|
| GRAND TOTAL | 54,984,573.91 | 89,400,243.14 | 144,384,817.05 |
|--------------------|----------------------|----------------------|-----------------------|

Details of Advances from Customers As On 31.03.2019**LIST - B**

| S.NO | Name of Party | Amount (Rs.) |
|------|--------------------------|--------------|
| 1 | BBN ELECTRONICS | 25,000.00 |
| 2 | KRISHNA POLYPACK | 21,240.00 |
| 3 | RS PLASTIC | 5,000.00 |
| 4 | PURE RAIN WATER SOLUTION | 25,000.00 |
| 5 | SHIVANI ELECTRONICS | 25,000.00 |
| 6 | VISHISHT ELECTRONICS | 25,000.00 |

Total**126,240.00****GHAZIABAD**

| | | |
|----|--|--------------|
| 1 | TIWARI TRADERS | 155,500.00 |
| 2 | MANOHAR DIGNOSTIC CENTRE | 10,000.00 |
| 3 | CAPRO SWITCHGEARS CO PVT LTD | 11,800.00 |
| 4 | CHANDRA PUMPS PVT LTD | 12,500.00 |
| 5 | HAMID REFRIGERATION | 13,260.00 |
| 6 | SILIGURI FOODS PVT LTD | 20,000.00 |
| 7 | SARAKA PVC INDUSTRIES PVT LTD | 737,500.00 |
| 8 | ZENIYA ELECTECH (P) LTD | 101,800.00 |
| 9 | TASA FOODS PVT. LTD. | 520,000.00 |
| 10 | PLUS POWER CONTROL | 300,000.00 |
| 11 | SWAMI ASHIRWAD ENGIMECH PVT LTD | 19,900.00 |
| 12 | SAUMANNAYA ELECTRICALS | 55,900.00 |
| 13 | ERA ELECTRICALS | 105,000.00 |
| 14 | GOYAL ENTERPRISES | 46,020.00 |
| 15 | KAMINI ENTERPRISES | 44,840.00 |
| 16 | STSR HOME SERVICES PVT LTD | 105,301.00 |
| 17 | KAYESS ELECTRICAL & ENGG WORKS | 40,000.00 |
| 18 | SAUMANNAYA SOLAR AND ELECTRICAL SERVICES PVT LTD | 19,600.00 |
| 19 | ESPEE INDUSTRIES' | 55,000.00 |
| 20 | ABIDI POULTRY INDUSTRIES PVT LTD | 113,280.00 |
| 21 | SUNSHINE ENTERPRISES | 75,040.00 |
| 22 | BALAJEE EXCHEM PVT LTD | 80,000.00 |
| 23 | MV COTTEX | 100,000.00 |
| 24 | DELHI GANGOUR HOTELS (P) LTD. | 150,000.00 |
| 25 | CIVIL PLASTICS INDUSTRIES | 326,125.00 |
| 26 | MIHIR BUILDCON PVT LTD | 340,000.00 |
| 27 | QA INFOTECH PVT LTD | 656,500.00 |
| 28 | UNION EQUIPMENT & SERVICES | 1,325,000.00 |
| 29 | DURGA CRESEC PVT LTD | 770,000.00 |
| 30 | PRISTINE ENGINEERING SERVICES | 337,500.00 |
| 31 | AKARUI SOLUTIONS LLP | 300,900.00 |
| 32 | SHREE ADVERTISING | 252,720.00 |
| 33 | SHIVANYA MINERAL WATER INDUSTRIES | 200,000.00 |



Handwritten signature and the number 6.

SERVOKON SYSTEMS LTD.

| | | |
|----|------------------------------------|------------|
| 34 | Anr Software Pvt Ltd | 194,464.00 |
| 35 | AASTHA PAPER INDUSTRIES PVT LTD | 50,000.00 |
| 36 | POWERTEK ELECTRONIC SYSTEMS | 46,000.00 |
| 37 | GLOBAL FOODS BEVERAGE CO. | 25,000.00 |
| 38 | SANANT PRINTERS | 15,150.00 |
| 39 | AK BROTHERS & ASSOCIATES | 5259.08 |
| 40 | ALIGARH AGENCIES | 5544.68 |
| 41 | AMAN ENTERPRISES | 42737.68 |
| 42 | AUTO CENTER | 5984.66 |
| 43 | BASANT KUMAR (SEVA METARNITY) | 20000.00 |
| 44 | BHAGWATI ENGINEERS | 7031.77 |
| 45 | CHAMPARAN SHOPEE | 22993.71 |
| 46 | CITY CHILDREN ACADE | 21461.00 |
| 47 | CURRENT ELECTRONICS | 17290.86 |
| 48 | DAKSH ASSOCIATES | 21562.43 |
| 49 | DEE KAY ELECTRONICS | 14234.17 |
| 50 | DEEP ENTERPRISES | 6629.90 |
| 51 | GARVIT COLLECTION | 117500.00 |
| 52 | GAURAV BATTERY SERVICE | 26915.88 |
| 53 | GS TRADERS | 6060.52 |
| 54 | GUPTA ENTERPRISES | 275445.00 |
| 55 | GURU NANAK SALES CORPORATION | 8629.96 |
| 56 | JANTA BATTERY & AUTO MOBILE | 24027.67 |
| 57 | JAY ESS HYDROPOWER CO. | 5900.00 |
| 58 | KAILASHPATI ELECTRONICS | 11838.12 |
| 59 | KAILASH SALES CORPORATION | 135000.00 |
| 60 | KISHORE ENTERPRISES | 9394.14 |
| 61 | KISHOR TRADERS | 24028.08 |
| 62 | LIGHT HOUSE | 29939.44 |
| 63 | MA TRADERS | 45702.70 |
| 64 | MODERN ELECTRONICS | 17656.05 |
| 65 | MS ELECTRONICS | 24619.07 |
| 66 | MUNGER ELECTRIC HOUSE | 8076.65 |
| 67 | NAV BHARAT ELECTRONICS | 26565.70 |
| 68 | NISHA INDUSTRIES | 27990.00 |
| 69 | NRI ENTERPRISES | 9299.99 |
| 70 | OM BATTERY POINT | 35661.12 |
| 71 | OM ENTERPRISES (DISTRIBUTOR) | 28000.00 |
| 72 | OM_ELECTRONICS | 12270.23 |
| 73 | ORBIT ELECTRONICS | 8415.67 |
| 74 | PARADISE BATTERIES | 14716.35 |
| 75 | POWER SAUR URJA SHOP | 169496.74 |
| 76 | POWER SOLUTION ENTERPRISES | 67908.85 |
| 77 | PRINCE COMMUNICATION | 0.01 |
| 78 | PUJA ENTERPRISES | 11443.36 |
| 79 | PUNJAB ELECTRICALS & MACHERY STORE | 15792.96 |
| 80 | QUANTUM TECHNOLOGIES | 39599.98 |
| 81 | R A ENTERPRISES | 18230.80 |
| 82 | RAJESH ELECTRICALS | 32769.42 |
| 83 | RAVI ELECTRONICS | 400000.00 |
| 84 | RIMPI SALES CORPORATION | 56412.06 |
| 85 | RISHU_ENTERPRISES | 23661.36 |
| 86 | RL ENTERPRISES | 24339.09 |
| 87 | SAMRIDHI ENTERPRISES | 60758.22 |
| 88 | SHARMA TRADERS | 22225.92 |
| 89 | SHREE KRISHNA ENTERPRISES | 10050.00 |
| 90 | SHUBHAM ELECTRONICS | 21104.86 |
| 91 | SK ELETRICALS | 7066.24 |
| 92 | SUMANGAL | 100000.00 |
| 93 | SUNIL MOTORS(MAHARASHTRA) | 812727.69 |
| 94 | SUVIDHA ELECTRONICS | 299999.61 |



Handwritten signature in blue ink and the number 7.

SERVOKON SYSTEMS LTD.

| | | |
|-----|---------------------------------------|-----------|
| 95 | THERMOCRON | 29125.98 |
| 96 | TIRUPATI DISTRIBUTORS | 79976.01 |
| 97 | UA ELECTRONICS | 36279.78 |
| 98 | U K ENTERPRISES (SHER SINGH) | 50000.00 |
| 99 | USHA SALES | 9326.50 |
| 100 | VAID ELECTRO WORLD | 30999.98 |
| 101 | VASA ENTERPRISES | 22011.86 |
| 102 | VISHNU RADIO COMPANY | 300000.00 |
| 103 | ZENITH RESOURCES MARKETING ENETRPRISE | 30434.43 |

Total

11,637,723.99 ✓

G.Total

11,763,963.99



SERVOKON SYSTEMS LTD.

Details of Sundry Creditor As On 31.03.2019

LIST - C

| S.NO | Name of Vendor | Amount (Rs.) |
|------|--|--------------|
| 1 | ABHISHEK VARIO SPARES | 585635.14 |
| 2 | ADITI CORPORATION SOLUTION PVT LTD | 2618015.00 |
| 3 | ADROIT DIGITAL SYSTEMS | 167559.76 |
| 4 | AGGARWAL PLASTIC | 75580.00 |
| 5 | ANUPAM INSULATION | 21673.44 |
| 6 | ARP TRADERS | 69460.00 |
| 7 | Bahubali Traders | 8514.00 |
| 8 | BOBBY ENTERPRISES | 274648.00 |
| 9 | BYFORD WIRES | 3213888.64 |
| 10 | CLICK FOR POWER EQUIPMENT | 709959.00 |
| 11 | CURRENT CONTROL | 84960.00 |
| 12 | DAYAL ENGINEERING WORKS | 87275.96 |
| 13 | Deutsche Bank | 265500.00 |
| 14 | D TEK ELECTRONICS | 676776.00 |
| 15 | Efy Enterprises Pvt.Ltd | 28118.00 |
| 16 | ELET ELECTRONICS | 33097.50 |
| 17 | FOUR SQUARE MEDIA | 53600.00 |
| 18 | GAURAV ENTERPRISES | 98706.00 |
| 19 | GOYAL TRADING CO | 499196.54 |
| 20 | GRAND BATTERIES PVT LTD | 57440.00 |
| 21 | HIGH SPEED TYRES & BATTRIES | 2900.00 |
| 22 | IEEMA | 26196.00 |
| 23 | INDTECH CAPACITORS (INDIA) | 31152.00 |
| 24 | INSPIZEN GLOBAL | 561750.00 |
| 25 | JAI DURGA TRADERS | 39666.00 |
| 26 | JAIN ELECTRIC & TRADING CO. | 5237832.00 |
| 27 | JENUS TRADERS (INDIA) | 254727.00 |
| 28 | JOINPACK MACHINES PVT LTD | 18172.00 |
| 29 | KALYAN INDUSTRIES | 126970.00 |
| 30 | K K PRINT N PACK | 113451.00 |
| 31 | KN TECHNOLOGIES | 1036031.14 |
| 32 | KT ENTERPRISES | 76602.60 |
| 33 | LAXMI TOOLS & FABRICATORS | 26749.00 |
| 34 | Max Creative Point | 136337.92 |
| 35 | M S ENTERPRISES | 725796.00 |
| 36 | M Y ENTERPRISES (INDIA) PVT LTD | 3428207.00 |
| 37 | NAV DURGA METAL WORKS | 14750.00 |
| 38 | NOVOTECH | 121330.00 |
| 39 | OKAYA POWER PVT LTD | 65280.00 |
| 40 | OMEX INSULATION CO | 519039.00 |
| 41 | OYO ROOMS | 46839.00 |
| 42 | PARAS SALES CORPORATION | 1317224.00 |
| 43 | PEEYUSH ENTERPRISES | 1807334.37 |
| 44 | PRAKASH CHAND PREM CHAND JAIN | 2785203.27 |
| 45 | PRAKASH ENTERPRISES(COURIER) | 18999.00 |
| 46 | PRASHANT INSULATION & ELECTRICAL HOUSE | 407047.00 |
| 47 | PRASHANT INSULATION HOUSE | 28466.00 |
| 48 | PUNETHA TRADING CO | 8673.00 |
| 49 | RAJASTHAN ISPAT | 2279270.00 |
| 50 | RAJDHANI ELECTRONICS | 2489800.00 |
| 51 | RPG EQUIPMENT PVT LTD | 1046925.00 |
| 52 | SANJEX TRADERS | 4819020.00 |
| 53 | S B TRADERS | 254386.54 |
| 54 | Servokon Engineers -KANPUR | 5292675.00 |
| 55 | SGC MANAGEMENT SERVICES PVT LTD | 234.00 |
| 56 | SIGHT SOUND ELECTRONICS (I) PVT LTD | 786938.00 |



Handwritten signature and the number 9.

SERVOKON SYSTEMS LTD.

| | | |
|----|------------------------------|------------|
| 57 | SPECTRUM LIGHT & ELECTRICALS | 1133676.00 |
| 58 | TEKSUN (INDIA) | 83385.00 |
| 59 | U R ENTERPRISES | 159741.90 |
| 60 | VARDHMAN ELECTRICALS | 1193799.50 |
| 61 | VENUS ELECTRONICS | 366873.00 |
| 62 | VIJAY INDUTRIES | 105871.22 |
| 63 | VOLTAMP ELECTRONICS | 345080.00 |

TOTAL

48,970,002.44 ✓



[Handwritten signature]

[Handwritten signature]

[Handwritten signature]

SERVOKON SYSTEMS LTD.**GHAZIABAD**

| S.NO | Name of Vendor | Amount (Rs.) |
|------|---|---------------|
| 1 | A A ENTERPRISES | 5,367.76 |
| 2 | ABRON VARIATION ELECTRIC CO. PVT LTD | 633,778.00 |
| 3 | ACCENT ELECTRONICS | 194,518.86 |
| 4 | ADWISER MEDIA | 6,274,937.85 |
| 5 | AKIRA CONTROLS | 690,327.50 |
| 6 | AL-MALIK ENTERPRISES | 475,501.86 |
| 7 | ANUSHREE ELECTRICAL ENGINEERS PVT LTD | 239,245.00 |
| 8 | ARIHANT ENTERPRISES | 14,918,030.54 |
| 9 | ARUN GAS STORE | 28,754.80 |
| 10 | ASHISH ENTERPRISES PVT LTD | 2,491,502.65 |
| 11 | AVS ENGINEERS & TRADERS | 1,396,884.57 |
| 12 | BANSAL INSULATION PRODUCTS PVT LTD | 1,498,278.46 |
| 13 | BERGER PAINTS INDIA LTD | 82,032.00 |
| 14 | BINA ENTERPRISES | 704,931.88 |
| 15 | BREVERA TECHNOLOGIES PVT LTD | 2,880,455.96 |
| 16 | BUREAU OF INDIAN STANDARDS | 4,460.00 |
| 17 | CERTIFICATE ENGINEERS INTERNATIONAL LTD | 12,902.96 |
| 18 | CLASSIC AEROSOLS | 36,816.00 |
| 19 | CLICK FOR POWER EQUIPMENT | 673,320.00 |
| 20 | CREATIVE RESPONSE ADVERTISING & MARKETING | 111,023.36 |
| 21 | CYBER INSTRUMENTS CORPORATION | 3,996,474.00 |
| 22 | DEE DEE TECHNO SYSTEMS PVT. LTD | 271,258.54 |
| 23 | DIAMOND ELECTRICALS | 22,790.00 |
| 24 | D TEK ELECTRONICS | 304,471.86 |
| 25 | E-SQUARE SWITHCGEARS | 213,120.00 |
| 26 | EXPLORE TECHNOLOGIES | 986,969.12 |
| 27 | FOUR SQUARE MEDIA PVT LTD | 39,238.10 |
| 28 | GLOBAL ADVERTISERS | 1,069,966.50 |
| 29 | G.M. ENTERPRISE | 169,986.43 |
| 30 | GOLDEN AGE MEDIA SOLUTION PVT LTD | 4,824.00 |
| 31 | GOLD STAR PACKAGING | 127,075.20 |
| 32 | GOOD LUCK ADHESIVE TAPES INDUSTRIES | 8,026.92 |
| 33 | HARSH TRADING COMPANY, DELHI | 127,971.00 |
| 34 | HARYANA OIL PROCESSOR | 2,467,270.05 |
| 35 | HOLOSTIK INDIA LTD. | 75,119.00 |
| 36 | INDIA MACHINE TOOLS | 34,869.00 |
| 37 | INDIAN CHEMICAL INDUSTRIES | 862,745.00 |
| 38 | INDO KASHMIR GOODS CARRIERS | 124,466.50 |
| 39 | INDOTECH DEVICES PVT LTD | 2,308.08 |
| 40 | INSPIZEN GLOBAL | 1,214,516.18 |
| 41 | ISHIKA TECHNO INDUSTRIES | 51,330.00 |
| 42 | JAI MATA ENTERPRISES | 1,577,518.40 |
| 43 | JAIN DCC WIRES | 500,000.00 |
| 44 | JAIN ELECTRIC & TRADING CO. | 2,824,828.08 |
| 45 | JAI SHRI KRISHNA TRADERS | 2,033,138.00 |
| 46 | KEY WORDS INDIA .COM | 4,238.62 |
| 47 | KHATU SHYAM JI TRADERS | 1,974,545.92 |
| 48 | KN TECHNOLOGIES | 450,924.00 |
| 49 | LARK TECHNOLOGIES | 144,738.16 |
| 50 | MAA VAISHNO ENTERPRISES | 265,382.74 |
| 51 | MAHAVEERA ELECTRONICS | 288,746.00 |
| 52 | MANGALDEEP STEELS | 388,392.22 |
| 53 | Max Creative Point | 389,414.28 |
| 54 | MD GRAPHICS PVT LTD | 26,097.62 |
| 55 | MEGA PRINT O PACK | 198,246.20 |
| 56 | MEGHA PRINTERS & PACKERS | 94,642.26 |
| 57 | M G ENGINEERING WORKS | 51,903.62 |



[Handwritten signature]
[Handwritten signature]

SERVOKON SYSTEMS LTD.

| | | |
|-----|---|---------------|
| 58 | MGT ROAD CARRIER | 53,383.05 |
| 59 | MICRO POWER SYSTEMS | 6,644,360.00 |
| 60 | MITTAL METALLOYS PVT LTD | 5,776.70 |
| 61 | MITTAL TRADING COMPANY | 35,400.00 |
| 62 | MOHD. AKRAM | 267,900.00 |
| 63 | MOHD SADIQ | 249,828.00 |
| 64 | MOONLIGHT INDUSTRIES | 323,271.20 |
| 65 | M S ENTERPRISES | 32,272.00 |
| 66 | MURLI ELECTRONICS | 171,172.00 |
| 67 | NEEL KANTH THERMOTECH | 103,546.74 |
| 68 | NEW RAJ TRADING CO. | 2,381,783.70 |
| 69 | NR MATAI WORKS | 889,046.00 |
| 70 | NU-CORK PRODUCTS PVT LTD | 193,090.20 |
| 71 | O/E/N INDIA LIMITED | 41,300.00 |
| 72 | PADAM TECH INDIA | 92,040.00 |
| 73 | PARADISE METAL INDUSTRIES | 747,375.68 |
| 74 | PARAMOUNT ENTERPRISES | 372,348.40 |
| 75 | PARAMOUNT RADIATORS PVT LTD | 561,977.72 |
| 76 | PDRV ENTERPRISES PVT LTD | 137,249.98 |
| 77 | POWER SILICON INDIA | 3,450,656.90 |
| 78 | PRABHAT ENGINEERS | 11,706.20 |
| 79 | PRAKASH CHAND PREM CHAND JAIN | 272,940.29 |
| 80 | PRECISION ELECTRIC INDUSTRIES | 353,443.29 |
| 81 | PSG ELECTRICALS PVT LTD | 195,674.92 |
| 82 | PUSHPAM ENTERPRISES | 114,750.40 |
| 83 | RADHEY KRISHNA TRADING CO | 3,855,827.44 |
| 84 | RAJASTHAN ISPAT | 20,246,454.32 |
| 85 | RAPID COAT DIVISION | 158,474.20 |
| 86 | RS ENTERPRISES | 243,452.50 |
| 87 | SAFEXPRESS PVT LTD | 472,012.07 |
| 88 | SAI ELECTRICAL AND MECHANICAL ENGINEERS | 782,786.80 |
| 89 | SAI FLEX | 286,242.60 |
| 90 | SAINIK BATTERY WORKS | 1,127,400.56 |
| 91 | SAINIK DISTRIBUTORS | 175,200.00 |
| 92 | SAMEER APPLIANCES LTD | 1,715,945.98 |
| 93 | SANJEX TRADERS | 699,800.32 |
| 94 | SAURABH STEEL (INDIA) | 147,802.12 |
| 95 | S B INTERNATIONAL | 1,086,300.51 |
| 96 | SERVOKON ENGINEERS-KASHIPUR | 7,501,435.00 |
| 97 | SGC MANAGEMENT SERVICES PVT LTD | 15,653.28 |
| 98 | S G ENTERPRISES | 175,541.32 |
| 99 | SGS INDIA PVT LTD | 12,641.00 |
| 100 | SHIV SHAKTI COATS & CHEMICALS | 106,790.00 |
| 101 | SHREE AMARSONS ELECTRICALS | 49,773.88 |
| 102 | SHREY PLASTIC MOULDERS | 1,300,331.00 |
| 103 | SHRI NANGLI INDUSTRIES | 465,946.60 |
| 104 | SPECTRUM LIGHT & ELECTRICALS | 768,572.00 |
| 105 | SPOTON LOGISTICS PVT. LTD. | 253,394.12 |
| 106 | SR ELECTROSTEEL PVT LTD | 185,816.96 |
| 107 | S S METAL INDUSTRIES | 436,653.00 |
| 108 | STAR INDUSTRIES | 2,381,323.41 |
| 109 | SUKH STEELS PRIVATE LIMITED | 44,086.88 |
| 110 | SYSTEM CONTROLS & SWITCHGEARS | 31,849.69 |
| 111 | TARA RELAYS PVT. LTD | 1,233,102.61 |
| 112 | TRANSFIT | 10,738.40 |
| 113 | TRIVENI ROADLINES | 207,676.00 |
| 114 | UMA INSULATIONS | 81,541.60 |
| 115 | UNIQUE BUSINESS COMPANY | 206,500.00 |
| 116 | UNIQUE (INDIA) | 3,049,758.20 |
| 117 | VAISHNO THERMOPACK & PACKAGING PVT LTD | 567,663.12 |
| 118 | VIMLESH INDUSTRIES PVT LTD | 2,983,035.36 |



SERVOKON SYSTEMS LTD.

| | | |
|-----|--------------------------------------|------------|
| 119 | VINAYAK SECURITY & LABOUR CONSULTANT | 104.00 |
| 120 | YOGYA ENTERPRISES | 121,186.00 |
| 121 | YOUNG INDIA ROAD LINES | 60,740.00 |
| 122 | ZAID ENTERPRISES | 84,648.00 |

TOTAL **127,777,115.83**

GRAND TOTAL **176,747,118.27**

[Handwritten Signature]




[Handwritten Signature]

SERVOKON SYSTEMS LTD.

| S.NO | Name of Vendor | Amount (Rs.) |
|--------------------|-------------------------------|-------------------|
| GHAZIABAD | | |
| 1 | BAHUBALI ELECTRONICS & SYSTEM | 81,130.00 |
| 2 | F7 BROADCAST PVT. LTD. | 417,457.20 |
| 3 | JENUS TRADERS (INDIA) | 243,370.01 |
| 4 | N.K.HARDWARE | 20,650.00 |
| 5 | S.A.STEELS | 111,192.00 |
| TOTAL | | 873,799.21 |
| GRAND TOTAL | | 873,799.21 |

For SERVOKON SYSTEMS LTD.



DIRECTOR

DIRECTOR

SERVOKON SYSTEM LIMITED, DELHI**ACCOUNTING POLICIES & NOTES ON THE BALANCE SHEET AND PROFIT & LOSS ACCOUNT FOR THE YEAR ENDING 31ST MARCH, 2019****1. SIGNIFICANT ACCOUNTING POLICIES****ACCOUNTING CONVENTION**

The accounts of the company have been prepared under the Historical Cost Convention and in accordance with applicable Accounting Standards except where otherwise stated. For recognition of income and expenditure Mercantile System of Accounting is followed.

FIXED ASSETS

Fixed Assets are stated at historical cost less depreciation. Cost comprises the purchase price and any attributable cost of bringing the assets to working condition for its intended use.

DEPRECIATION

Depreciation on fixed assets has been provided on WDV method on prorata basis over the useful life prescribed in schedule II to the Companies Act, 2013 after considering salvage value of five percent of original cost. The Company has considered useful life of assets same as prescribed under the Companies Act, 2013.

REVENUE RECONGNISATION

Revenue is recognized to the extent that it is probable that the economic benefits will flow to the company & the revenue can be reliably measured. The following specific recognition criteria must also be met before revenue is recognized. Revenue from sale of goods is recognized when all the significant risk and reward of ownership of goods have been passed to the buyer, usually on delivery of goods. Export sales are recognized on the basis of bill of lading/ Airway bill.

AMORTISATION OF MISC. EXPENDITURE

Deferred advertisement expenses are amortized over a period of three years.



PROVISION, CONTINGENT LIABILITY & CONTINGENT ASSETS

1. Provision are recognized only when the company has present or legal or constructive obligation as a result of past events for which it is probable that an outflow of economic benefits will be required to settle the transaction & a reliable estimate can be made for the amount of obligation.
2. Contingent Liabilities is Nil
3. Contingent Assets are not recognized in the financial statements.

OTHER ACCOUNTING POLICIES

Other accounting policies are consistent with generally accepted accounting principles and accounting standards.

2. VALUATION OF INVENTORIES

Inventories are valued on the basis of First in First Out (FIFO) method and stated at : –

| | | |
|----------------|---|--|
| Raw Material | - | at Cost |
| Finished Goods | - | at Net Realizable Value |
| Trading Goods | - | at Cost or Market Price which is lower |

NOTES ON ACCOUNTS

1. Balance to the parties' accounts (including personal accounts) as on 31.3.2019 and the squared up accounts during the year are subject to reconciliation and confirmation.
2. Previous year figures have been rearranged, regrouped wherever necessary for comparison purpose.
3. Contingent liability not provided for - NIL
4. Number of employees entitled to remuneration which in aggregate was not less than 2400000/- p.a. employed throughout the year or Rs. 200000/- per month employed for part of the year: Nil
5. Information pursuant to Schedule VI of the Companies Act 1956.



a) Capacity and Production

N.A.

c). Value of Imports calculated on C.I.F. bases Rs. Nil

d). Expenditure in foreign currency on account of import of raw material and foreign traveling Rs. Nil

e). Income in foreign currency – Nil.

6. In the opinion of the management and to the best of their knowledge and belief, the value on realization of loans, advances and other current assets in the ordinary course of business will not be less than the amount at which they are stating in the Balance Sheet and provision for all known liabilities has been made.

| 7. Payment to Statutory Auditors: | <u>Current Year</u> | <u>Previous Year</u> |
|-----------------------------------|---------------------|----------------------|
| | (Rs.) | |
| Audit Fee | 75000.00 | 75000.00 |

8. Provision for Gratuity has been made. Provision for the year ending 31.03.2019 made by Rs. 2,62,672.00.

9. Provision for deferred tax has been made. Provision for the year ending 31.03.2019 is Rs. 284677.00.

10. Balance Sheet Abstract and General Business Profile

I) REGISTRATION DETAILS

| | | | | | | |
|------------------|---|---|---|---|---|---|
| Registration no. | 1 | 1 | 7 | 5 | 4 | 3 |
|------------------|---|---|---|---|---|---|

| | | |
|------------|---|---|
| State Code | 5 | 5 |
|------------|---|---|

| | | | | | | | | | | |
|--------------------|---|---|---|---|---|---|---|---|---|---|
| Balance Sheet Date | 3 | 1 | - | 0 | 3 | - | 2 | 0 | 1 | 9 |
|--------------------|---|---|---|---|---|---|---|---|---|---|

II. CAPITAL RAISED DURING THE YEAR (AMOUNT IN RS. THOUSANDS)

Public Issue

| | | | | | | | |
|---|---|---|--|--|--|--|--|
| N | I | L | | | | | |
|---|---|---|--|--|--|--|--|

Rights Issue

| | | | | | | | |
|---|---|---|--|--|--|--|--|
| N | I | L | | | | | |
|---|---|---|--|--|--|--|--|

Bonus Issue

| | | | | | | | |
|---|---|---|--|--|--|--|--|
| N | I | L | | | | | |
|---|---|---|--|--|--|--|--|

Private Placement

| | | | | | | | |
|--|--|--|--|--|---|---|---|
| | | | | | N | I | L |
|--|--|--|--|--|---|---|---|



III. POSITION OF MOBILISATION AND DEPLOYMENT OF FUNDS
(AMOUNT IN RS. THOUSANDS)

Total Assets

| | | | | | | |
|--|---|---|---|---|---|---|
| | 4 | 3 | 0 | 9 | 1 | 1 |
|--|---|---|---|---|---|---|

Total Liabilities

| | | | | | | |
|--|---|---|---|---|---|---|
| | 4 | 3 | 0 | 9 | 1 | 1 |
|--|---|---|---|---|---|---|

SOURCES OF FUNDS

Paid-Up Capital

| | | | | | | |
|--|--|--|---|---|---|---|
| | | | 6 | 3 | 1 | 7 |
|--|--|--|---|---|---|---|

Reserves & Surplus

| | | | | | | | |
|--|--|--|---|---|---|---|---|
| | | | 3 | 8 | 9 | 3 | 4 |
|--|--|--|---|---|---|---|---|

Secured Loans

| | | | | | | |
|--|---|---|---|---|---|---|
| | 1 | 8 | 2 | 5 | 9 | 6 |
|--|---|---|---|---|---|---|

Unsecured Loans

| | | | | | | | |
|--|--|--|--|--|---|---|---|
| | | | | | 9 | 0 | 0 |
|--|--|--|--|--|---|---|---|

APPLICATION OF FUNDS

Net Fixed Assets

| | | | | | | |
|--|--|---|---|---|---|---|
| | | 5 | 3 | 7 | 1 | 3 |
|--|--|---|---|---|---|---|

Investments

| | | | | | | | |
|--|--|--|--|--|--|---|---|
| | | | | | | 4 | 2 |
|--|--|--|--|--|--|---|---|

Net Current Assets

| | | | | | | |
|--|---|---|---|---|---|---|
| | 1 | 6 | 4 | 5 | 1 | 8 |
|--|---|---|---|---|---|---|

Misc. Expenditure

| | | | | | | |
|--|--|---|---|---|---|---|
| | | 1 | 0 | 4 | 7 | 5 |
|--|--|---|---|---|---|---|

Accumulated Losses

| | | | | | | | |
|--|--|--|--|--|---|---|---|
| | | | | | N | I | L |
|--|--|--|--|--|---|---|---|

IV. PERFORMANCE OF COMPANY

Turnover

| | | | | | | |
|--|---|---|---|---|---|---|
| | 5 | 1 | 5 | 1 | 5 | 0 |
|--|---|---|---|---|---|---|

Total Expenditure

| | | | | | | |
|--|---|---|---|---|---|---|
| | 5 | 0 | 4 | 3 | 5 | 5 |
|--|---|---|---|---|---|---|

Profit/Loss Before Tax

| | | | | | | |
|--|--|---|---|---|---|---|
| | | 1 | 0 | 7 | 9 | 6 |
|--|--|---|---|---|---|---|

Profit/Loss After Tax

| | | | | | | |
|--|--|--|---|---|---|---|
| | | | 8 | 0 | 5 | 3 |
|--|--|--|---|---|---|---|

Earning per share in Rs.

Dividend rate %




| | | | | | | |
|--|--|---|---|---|---|---|
| | | 4 | 4 | . | 5 | 7 |
|--|--|---|---|---|---|---|

| | | | | | | |
|--|--|--|--|---|---|---|
| | | | | N | I | L |
|--|--|--|--|---|---|---|

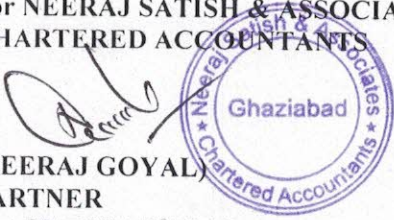
Generic Names of Three Principal Products/Services of Company (as per monetary terms)

Item Code No. (ITC Code)

PRODUCT DESCRIPTION

| | | | | | | | | | | | | | | | | | | | | | | | | |
|---|---|---|---|---|--|---|---|---|---|---|---|---|--|---|---|--|---|---|---|---|---|---|---|---|
| M | F | G | | & | | T | R | A | D | I | N | G | | O | F | | E | L | E | C | T | I | C | L |
| G | O | O | D | S | | | | | | | | | | | | | | | | | | | | |

For NEERAJ SATISH & ASSOCIATES
CHARTERED ACCOUNTANTS



(NEERAJ GOYAL)
PARTNER
PLACE : GHAZIABAD
DATED : 5th Sep., 2019

[Handwritten Signature]
DIRECTOR

[Handwritten Signature]
DIRECTOR.

“FORM NO.29B”

[See rule 40B]

Report under section 115JB of the Income-tax Act, 1961 for computing the book profit of the company

1. We have examined the accounts and records of **SERVOKON SYSTEM LTD.**, C-13, Radhu Palace Road, laxmi Nagar, Delhi - 110092 (PAN No. AABCS2570D) engaged in the business of manufacturing and resale of electrical goods in order to arrive at the book profits during the year ended on the 31st March, 2019.
2. We certify that the book profit has been computed in accordance with the provisions of this section. The tax payable under section 115JB of the Income-tax Act in respect of the assessment year 2019-20 is Rs. NIL which has been determined on the basis of the details in Annexure-A to this Form.
3. In our opinion and to the best of our knowledge and according to the explanations given to us the particulars given in Annexure-A are true and Correct.

FOR NEERAJ SATISH & ASSOCIATES
CHARTERED ACCOUNTANTS

PLACE : Delhi
DATE : 29th Sep., 2019


NEERAJ GOYAL
PARTNER

